

C. Placements

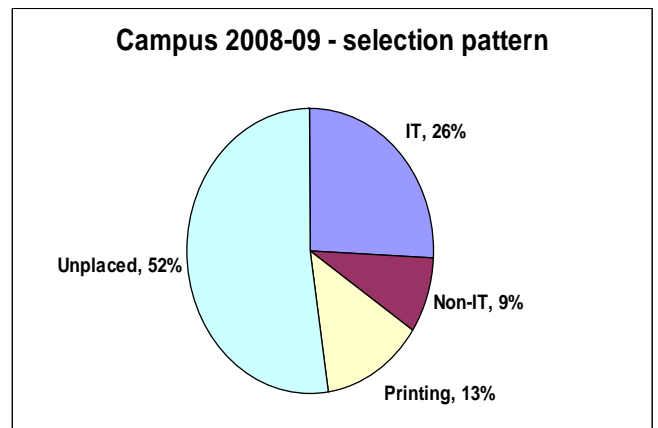
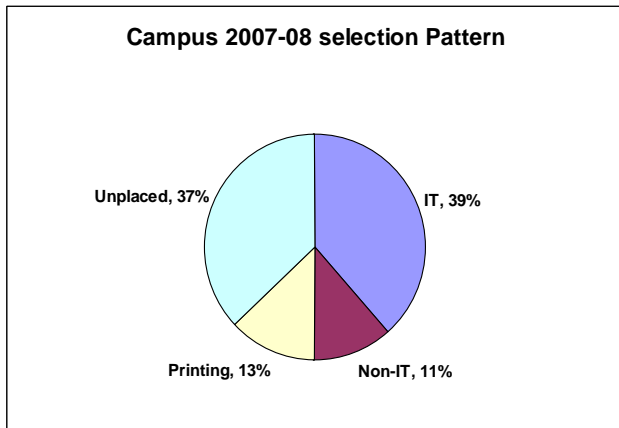
Highlighting Features of Campus 2008-09

1. Various adverse factors viz. global recession in the US, falling share markets worldwide, increasing inflation rate and oil prices etc., have affected the overall employment scenario for the year 2008-09 and caused reduction (30%) in the demand of engineering graduates. Compared to last year, there is a significant reduction (31.5%) in the number of companies visiting our campus.
2. **Infosys selected 49** students from our college on Day 1.
3. **Atos origin** selected 11 students, **Cap Gemini** and **Persistent** selected 9 each while **Tech Mahindra** selected 8 nos. of students.
4. Highest package offered by **S1 Services i.e. 4 lacs** for IT and by **TVS Motors i.e. 3.75 lacs** for Non-IT.
5. In spite of the recessionary trend (particularly after September 09) all over the world the placement figure of our college reached to **200** and the placement process is still continued.

List of Companies Visited for Campus Recruitments during the academic year 2008-09 and the number of students selected by them are as follows:

IT	Non-IT	Printing
1. Infosys – 49	1. Honeywell – 6	1. Magna - 7
2. Persistent - 9	2. L&T – 2	2. Avery Dennison – 4
3. Tech Mahindra – 8	3. Kirloskar Group – 1	3. SSK Infotech – 2
4. Atos Origin – 11	4. TVS Motors – 1	4. Thomson Press – 13
5. Aftex – 1	5. Thermax – 2	5. Unique Photo Offset – 7
6. Iflex – 3	6. Whirlpool – 2	6. Hindustan Times – 7
7. KPIT Cummins – 1	7. DSM Engg. Plastics – 1	7. Seigwerk – 2
8. Patni – 4	8. TAL – 2	8. Repro - 7
9. Syntel – 4	9. Burckhardt – 0	9. Technova – 4
10. Cap Gemini – 9	10. Sesa Goa (Vedanta Group) – 4	10. Vikram Printers – 0
11. Mastek – 2	11. Fluent (Ansys) – Nil	11. Pratiroop – *
12. Synygy - Nil	12. Godrej & Boyce - 3	12. Thomson Digital – Nil
13. Herbinger – Nil	13. VA Tech Wabag – 0	13. PRS Permacel - 2
14. S1 Services – 1	14. Walchandnagar Industries – 1	14. Pragati Offset - *
15. Sigma Soft – 1	15. Mahindra & Mahindra – 1	
16. Thoughtworks – Nil	16. Soma Enterprises – 4	<hr/> Total – 55
17. Krawler Networks – 3	17. KBL – 1	(For 2007-08, the fig. was – 53
18. Reflexis – 1	18. Greaves Cotton – 1	i.e. 4% increase)
19. Freescale –	19. Soilmec Equipments – 1	
20. Newgen – 0	20. Tata Communications – Nil	* - Result Awaited
21. Godrej Infotech - 2	21. Innovative Technomics - 3	
22. ADP – Nil		
23. TestFunda – *	<hr/> Total - 36	
24. Stream - *	(For 2007-08, the fig. was – 47	
	i.e. 23.5% reduction)	
<hr/> Total - 109		<hr/> Grand Total – 200
(For 2007-08, the fig. was – 160		(For 2007-08, the fig. was – 260
i.e. 32% reduction)		i.e. 30% overall reduction)

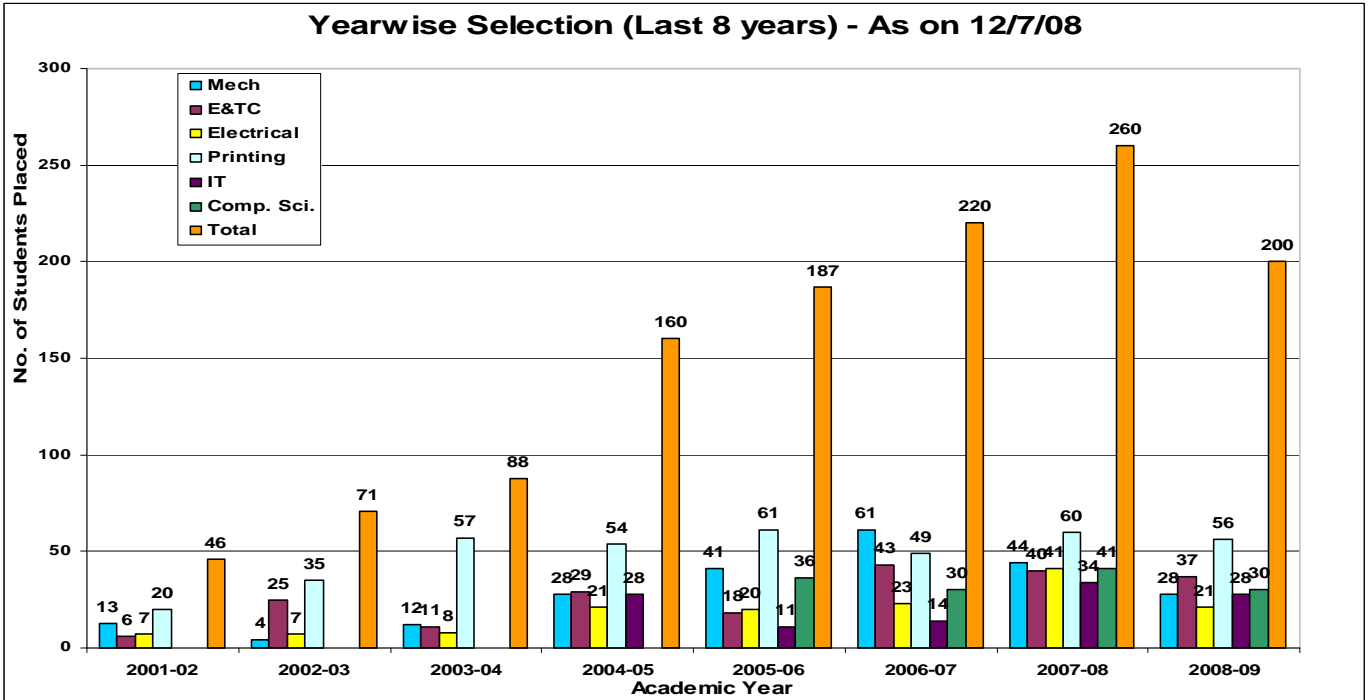
Comparison of selection for Campus 2007-08 and Campus 2008-09



Yearwise - Branchwise selection

	2001-02	2002-03	2003-04	2004-05	2005-06	2006-07	2007-08	2008-09
Mechanical	13	4	12	28	41	61	44	28
E&TC	6	25	11	29	18	43	40	37
Electrical	7	7	8	21	20	23	41	21
Printing	20	35	57	54	61	49	60	56
IT	NA	NA	NA	28	11	14	34	28
Comp. Sci	NA	NA	NA	NA	36	30	41	30
Total	46	71	88	160	187	220	260	200

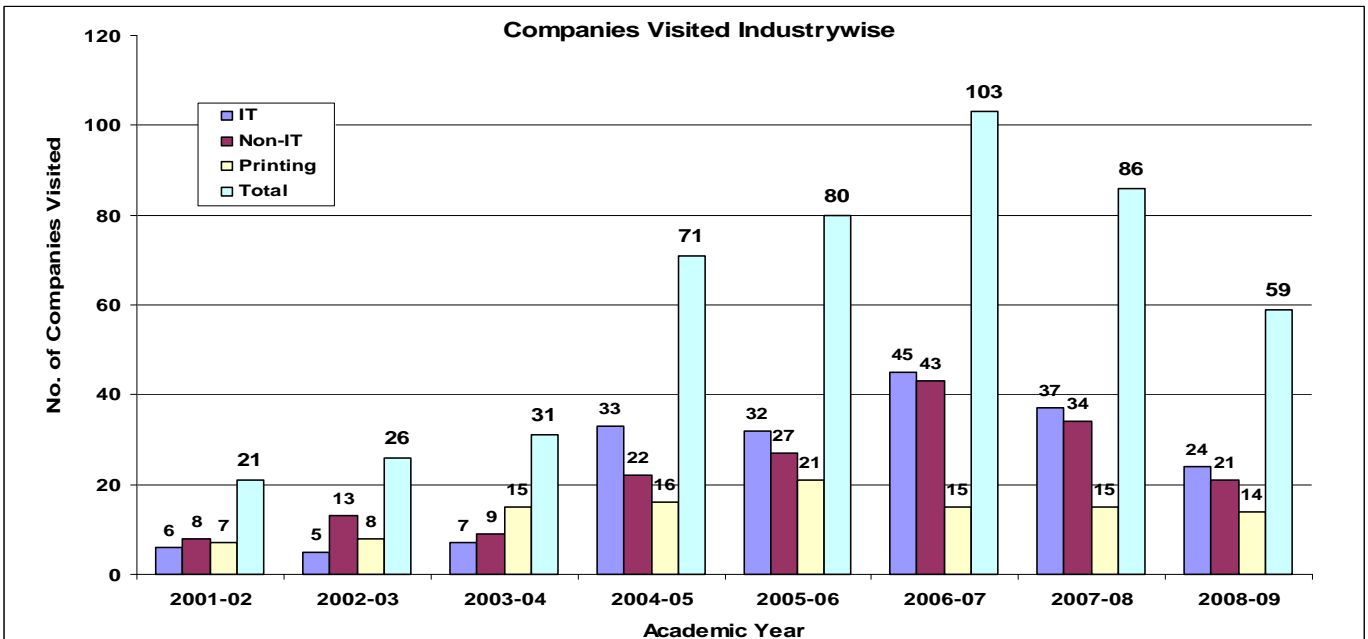
Yearwise Selection (Last 8 years) - As on 12/7/08



Companies Visited Industrywise

Industry	2001-02	2002-03	2003-04	2004-05	2005-06	2006-07	2007-08	2008-09
IT	6	5	7	33	32	45	37	24
Non-IT	8	13	9	22	27	43	34	21
Printing	7	8	15	16	21	15	15	14
Total	21	26	31	71	80	103	86	59

Companies Visited Industrywise



D. Future Prospects for Placements i.e. year 2009-10

Summary of eligible students for Campus 2009-10

Comparative Summary as on 9/4/09								
Branch	60%+		58%+		55%+		Total	
	2008-09	2009-10	2008-09	2009-10	2008-09	2009-10	2008-09	2009-10
E&TC	32	15	3	8	10	6	45	29
IT	13	20	10	5	8	12	31	37
Comp	18	12	3	13	15	14	36	39
Mech	19	23	6	6	17	5	42	34
Elect	13	7	5	6	19	10	37	23
Total	95	77	27	38	69	47	191	162