

Ref. No. \_\_\_\_\_ File No. \_\_\_\_\_

Date: **30 AUG 2025**

To,  
The Chairman,  
Managing Council,  
Pune Vidyarthi Griha,  
Pune – 411 030

### Opinion

We have audited the financial statements of **Pune Vidyarthi Griha's College of Engineering and Technology and G. K. Pate (Wani) Institute of Management, Pune**, 44, Vidyanagari, Shivdarshan, Parvati, Pune-411009 which comprise the Balance Sheet as at **March 31, 2025**, and the Income and Expenditure Account for the year then ended, and notes to the financial statements, including a summary of significant accounting policies.

In our opinion, the accompanying financial statements of the entity are prepared, in all material respects, in accordance with The Maharashtra Public Trusts Act, 1950 Laws.

### Basis for Opinion


We have conducted our audit in accordance with Standards on Auditing (SAs). Our responsibilities with Standards are further described in the Auditor's Responsibilities for the Audit of the Financial Statements section of our report. We are independent of the entity in accordance with the ethical requirements that are relevant to our audit of the financial statements, and we have fulfilled our other responsibilities in accordance with these requirements. We believe that the audit evidence we have obtained is sufficient and appropriate to provide a basis for our opinion.

### Our Observations thereon are as under:-

1. Fees Receivable of ₹ 8,53,83,175.95/- as on 31/03/2025 (Refer Schedule D) :-

Out of which ₹ 8,05,69,023.95/- are of Engineering course and ₹ 48,14,152/- are of MBA course as per books of account.

- i. Regarding Engineering course, we are given to understand that majority of the amount receivable is from the Government Social Welfare Department. We were explained by the management that fees reconciliation work for the year under audit and for F.Y.2013-14 to F.Y.2018-19 is completed. However outstanding fees reconciliation for remaining years is under process. It is suggested that the reconciliation work at least for remaining recent years to be completed at earliest and immediate



follow up with the Government departments / students for early recovery of the outstanding fees. So also to confirm that process of claims regarding scholarship for all the students is completed.

- ii. Regarding MBA course, total outstanding fees are ₹ 48,14,152/-. Out of which ₹ 22,48,335/- are Fees Receivable from Samaj Kalyan Department which are outstanding for more than one year and ₹ 25,65,817/- are outstanding Fees receivable from students. We suggest for immediate steps for recovery of fees.

2. Student Scholarship/ Freeship of ₹ 1,40,63,105.35/- Cr. Balances(Refer Schedule B):-

The balance represents scholarship received from various government departments. It is suggested to take immediate steps to scrutinize the above accounts and for identification and payment of scholarship to the concerned student's. It is also suggested that necessary steps should be taken as per Govt. Rules regarding the same.

3. Following are the old outstanding Credit balances (Refer Schedule B) with no transactions during the year. These accounts are required to be scrutinized and followed up for settlement of dues. If no more payable should be written back.


| Account Head                              | Amount (₹)   |
|---|--------------|
| Fees Refundable to F.E. Students AY 16-17 | 11,80,270.00 |
| Fees Refundable to M.E. Students AY 16-17 | 3,45,210.00  |
| Grant Windmooler Holscher Grant           | 1,31,200.00  |
| Unutilized amount out of 3DPLM Grant      | 3,29,515.50  |
| Exam Amount Payable to staff (MBA)        | 1,63,336.00  |
| SPPU Exam Fees Payable (MBA)              | 29,920.00    |
| Salary Payable (MBA)                      | 17,21,434.00 |
| Exam Advance Received from SSPU (MBA)     | 36,822.00    |
| PVG COET Gratuity Trust                   | 14,49,653.00 |

4. Amount Write Off ₹ 45,575/- (Refer Note No. 4 to the Notes to the account).

The management has written off balance amounting ₹ 45,575/- during the year, which are relating to Students Fees.

5. Salary Payable (Refer Schedule B):-

Salary payable includes ₹. 96,194/- payable to Dr. Renuka Godabole & ₹ 2,33,767/-of Mr. Shailesh Hendre. In both the cases, partial salary was already paid during the year and the balance salary shown as payable pending enquiry against the said staffs. The said balance will be paid upon completion of enquiry and outcome of the same.



6. Legal Charges of ₹ 4,77,000/- (Refer Schedule G):-

In this regard, we were explained by the management that the said expenses are required to be incurred towards legal cases pending before forums. However, there are no financial implications arising from the said cases towards college/ trust as on Balance sheet date.

7. Advance Against Purchases (Refer Schedule D):-

Advance against purchases includes balance of ₹ 3,69,000/- which is outstanding for more than one year. Hence follow up for early settlement / recovery needs to be taken.

8. Creditors for Expenses (Refer Schedule D):-

Creditor for Expenses includes debit balance of ₹ 5,00,000/- which is not settled till date. Follow up and clearance of the same needs to be taken.

9. Following are the old outstanding Debit balances (Refer Schedule D) with no transactions during the year. These accounts are required to be scrutinized and followed up for recovery. If no more receivable, management need to think for writing off the same.:-

| Account Head           | Amount (₹) |
|------------------------|------------|
| Advance to Staff (MBA) | 30,347.00  |
| BCS Computers (MBA)    | 25,805.34  |

10. Suggestions: -

- It is suggested that the Budget Heads should be more elaborative so as to Actual Expenses can be compared with the budget. It is further suggested that actual expenses in excess of budgeted needs to be approved by way of resolution.
- Balances of Sundry Creditors, Cylinder Deposits, Advances & all Personal A/C's etc. are subject to confirmation by respective concerns.
- We are explained by the management that they are in the process of physical verification of assets. It is suggested that the physical verification of assets should be carried out at least once in year and should be confirmed with Asset Register.
- Goods and Service Tax - GST : It has been observed that there are differences in the amounts of Exempt and Non GST items of income reported in the GST Return submitted, as compared to books



of accounts (Refer to GST Annexure). We are told by the management that the cognizance of those differences will be taken care of while filing annual return under GST provisions.

### **Responsibilities of Management and Those Charged with Governance for the Financial Statements**

Management is responsible for the preparation of the financial statements in accordance with The Bombay Public Trusts Act, 1950 Law and for such internal control as management determines is necessary to enable the preparation of financial statements that are free from material misstatement, whether due to fraud or error.

In preparing the financial statements, management is responsible for assessing the entity's ability to continue as a going concern, disclosing, as applicable, matters related to accounting unless management either intends to liquidate the entity or to ceases operations, or has no realistic alternative but to do so.

Those charged with governance are responsible for overseeing the entity's financial reporting process.

### **Auditor's Responsibilities for the Audit of the Financial Statements.**

Our objectives are to obtain reasonable assurance about whether the financial statements as a whole are free from material misstatement, whether due to fraud or error, and to issue an Auditor's report that includes our opinion. Reasonable assurance is a high level of assurance, but is not a guarantee that an audit conducted in accordance with SA's will always detect a material misstatement when it exists. Misstatements can arise from fraud or error and are considered material if, individually or in the aggregate, they could reasonably be expected to influence the economic decisions of users taken on the basis of these financial statements.

We are thankful to the management and staff to their kind co-operation during the course of our audit.

**For M/s. Bhide & Shah**

Chartered Accountants

[Firm Registration No.: 119383W]



**(CA. Samir V. Bhide)**

Partner

(Membership No.46274)

UDIN: 25046274BMKRIY7631


Date: 30/08/2025




-REPORT OF AN AUDITOR RELATING TO ACCOUNTS AUDITED  
UNDER SUB-SECTION 2 of SECTION 33 & 34 & RULE 19 OF  
THE MAHARASHTRA PUBLIC TRUST ACT, 1950

|                          |  |
|--------------------------|--|
| Registration No          | : F- 35  |
| Name of the Public Trust | : PVG College of Engineering and Technology and G. K. Pate (Wani) Institute of Management, Pune-411009 |
| For The Year Ending      | : 31st March 2025.   |

|    |   |  |
|----|---|--|
| a) | Whether accounts are maintained regularly & in accordance with the provisions of the Act & the rules ;  | Yes  |
| b) | Whether receipts & disbursements are properly & correctly shown in the Accounts   | Yes  |
| c) | Whether the cash balance & vouchers in the custody of the manager or trustee on the date of audit were in agreement with the accounts ;   | Cash Checked and found correct   |
| d) | Whether all books, deeds, accounts, vouchers or other documents or records required by the auditor were produced before him ;   | Yes  |
| e) | Whether a register of movable and immovable properties is properly maintained , the changes there in are communicated from time to time to the regional office and the defects and inaccuracies mentioned in the previous audit report have been duly complied with | Yes.<br>There are no Immovable Assets.   |
| f) | Whether the manager or trustee or any other person required by the auditor to appear before him did so and furnished the necessary information required by him;   | Yes  |
| g) | Whether any property or funds of the Trust were applied for any object or purpose other than the object or purpose of the trust   | No   |
| h) | The amounts outstanding for more than one year and the amounts written off, if any;   | Yes. <b>Amount outstanding for more than one year:</b> Refer to Clause no. 4 and 9 of our audit Report.  |
| i) | Whether tenders were invited for repairs or construction involving expenditure exceeding Rs.5,000/-   | No. As per management policy tenders are invited if any expenditure amount exceeding Rs 25,000/-. During this year there were no such expenses above Rs 25000/-. |
| j) | Whether any money of the public trust has been invested contrary to the provision of  | No   |



|          | Section 35;  |  |          |         |   |                 |    |   |    |                              |    |                     |    |                |    |                           |    |                       |
|----------|--|--|----------|---------|---|-----------------|----|---|----|------------------------------|----|---------------------|----|----------------|----|---------------------------|----|-----------------------|
| k)       | Alienations if any of the immovable property contrary to the provisions of Section 36 which have come to the notice of auditors ;  | No   |          |         |   |                 |    |   |    |                              |    |                     |    |                |    |                           |    |                       |
| l)       | All cases of irregular, illegal, or improper expenditure or failure or omission to recover monies or other property belonging to the public trust or of loss or waste of money or other property thereof & whether such expenditure, failure, Omission, or waste was caused in consequence of breach of trust or misapplication or any other misconduct on the part of the trustees or any other person while in the management of the trust | No   |          |         |   |                 |    |   |    |                              |    |                     |    |                |    |                           |    |                       |
| m)       | Whether the budget has been filed in the form provided by rule 16A;  | Submitted through Society  |          |         |   |                 |    |   |    |                              |    |                     |    |                |    |                           |    |                       |
| n)       | Whether the maximum & minimum number of the trustees is maintained;  | Not Applicable at Department Level   |          |         |   |                 |    |   |    |                              |    |                     |    |                |    |                           |    |                       |
| o)       | Whether the meetings are held regularly as provided in such instrument;  | Not Applicable at Department Level   |          |         |   |                 |    |   |    |                              |    |                     |    |                |    |                           |    |                       |
| p)       | Whether the minutes book of the proceedings of the meetings is maintained;   | Not Applicable at Department Level   |          |         |   |                 |    |   |    |                              |    |                     |    |                |    |                           |    |                       |
| q)       | Whether any of the trustees has any interest in the investment of the trust;   | No   |          |         |   |                 |    |   |    |                              |    |                     |    |                |    |                           |    |                       |
| r)       | Whether any of the trustees is a debtor or creditor of the Trust;  | No   |          |         |   |                 |    |   |    |                              |    |                     |    |                |    |                           |    |                       |
| s)       | Whether any irregularities pointed out by the auditors in the accounts of the previous year have been duly complied with by the trustees during the period of audit;   | Partially Complied. Also, refer to the points mentioned below as per the Auditor's Report- <table border="1" data-bbox="957 1344 1420 2060"> <thead> <tr> <th>Para No.</th> <th>Subject</th> </tr> </thead> <tbody> <tr> <td>1</td> <td>Fees Receivable</td> </tr> <tr> <td>2.</td> <td>Student Scholarship/Freeship (Net of Dr. Balances).</td> </tr> <tr> <td>4.</td> <td>Outstanding Credit Balances.</td> </tr> <tr> <td>5.</td> <td>Amounts Written off</td> </tr> <tr> <td>6.</td> <td>Salary Payable</td> </tr> <tr> <td>8.</td> <td>Advance against purchases</td> </tr> <tr> <td>9.</td> <td>Old outstanding Debit</td> </tr> </tbody> </table> | Para No. | Subject | 1 | Fees Receivable | 2. | Student Scholarship/Freeship (Net of Dr. Balances). | 4. | Outstanding Credit Balances. | 5. | Amounts Written off | 6. | Salary Payable | 8. | Advance against purchases | 9. | Old outstanding Debit |
| Para No. | Subject  |  |          |         |   |                 |    |   |    |                              |    |                     |    |                |    |                           |    |                       |
| 1        | Fees Receivable  |  |          |         |   |                 |    |   |    |                              |    |                     |    |                |    |                           |    |                       |
| 2.       | Student Scholarship/Freeship (Net of Dr. Balances).  |  |          |         |   |                 |    |   |    |                              |    |                     |    |                |    |                           |    |                       |
| 4.       | Outstanding Credit Balances.   |  |          |         |   |                 |    |   |    |                              |    |                     |    |                |    |                           |    |                       |
| 5.       | Amounts Written off  |  |          |         |   |                 |    |   |    |                              |    |                     |    |                |    |                           |    |                       |
| 6.       | Salary Payable   |  |          |         |   |                 |    |   |    |                              |    |                     |    |                |    |                           |    |                       |
| 8.       | Advance against purchases  |  |          |         |   |                 |    |   |    |                              |    |                     |    |                |    |                           |    |                       |
| 9.       | Old outstanding Debit  |  |          |         |   |                 |    |   |    |                              |    |                     |    |                |    |                           |    |                       |



|    |   |                 |  |
|----|---|-----------------|--|
|    |   |                 | balances   |
|    |   | 10.             | Staff advances (Other than Diwali advance).  |
|    |   | 11 (i)          | Budget   |
|    |   | 11 (iii)        | Balances of Sundry Creditors, Cylinder deposits, advances & all personal accounts. |
|    |   | 11 (iv)         | Physical verification of assets  |
| t) | Any special matter which the auditor may think fit or necessary to bring to the notice of the Deputy or Assistant Charity Commissioner; | Yes             |  |
|    |   | <b>Para No.</b> | <b>Subject</b>   |
|    |   | 3.              | Recognition of Development Fees.   |

**For M/s Bhide & Shah**

Chartered Accountants

[Firm Registration No. 119383W]




**(CA. Samir V. Bhide)**

Partner

M.No.46274

UDIN: 25046274BMKRIY7631

Date: 30/08/2025



**PUNE VIDYARTHI GRIHA'S**  
**COLLEGE OF ENGINEERING AND TECHNOLOGY AND G. K. PATE (WANI) INSTITUTE OF**  
**MANAGEMENT**

**S.NO. 44, VIDYANAGARI, PARVATI, PUNE-411009**

**NOTES FORMING PART OF ACCOUNTS FOR THE YEAR ENDING 31<sup>st</sup> MARCH 2025**

**I. Significant Accounting Policies:**

1. Method of Accounting:

Books of accounts of the institute were maintained on Accrual basis.

2. Fixed assets purchased out of Grant and Depreciation thereon:

As per Accounting Standard 12, Grant utilized for purchase of fixed assets is credited to Asset Reserve and depreciation on such fixed assets is charged to Asset Reserve Account.

3. Fixed Assets are shown at Written Down value.

4. Depreciation is charged as per rates prescribed under the Income Tax Rules.

**II. Notes on Accounts:**

1. Inter-Institutional Balances: - Inter- Institutional balances represent amount due to & due from the Institutions under Pune Vidyarthi Griha Society.

2. Civil And Estate Maintenance / Deferred Revenue Expenses: -

During the current financial year the deferred revenue Expenses ₹ 37,00,191/- is transferred to Painting work expenses ₹ 22,76,911/- and civil and estate maintenances account ₹ 14,23,280/-




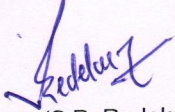
3. Development Fees:-

As per the Fee Regulatory Authority (FRA) Rules, College has to submit fees proposal in the prescribed format. For better presentation, it was thought more appropriate by the Management of the college to group fees at one place. Accordingly, it was decided to consider Development fees in the Income and Expenditure Account along with Tuition fees, instead of as a part of Fund balances in the Balance Sheet, as has been presented up to last year.




4. Amount Write Off ₹ 45,575/-

As per management resolution, Amount written off includes balance relating to students fees of ₹ 45,575/- for the current year.

SIGNATURES TO SCHEDULES 'A' TO 'I' AND NOTES TO ACCOUNTS

|   |   |  |   |
|---|---|--|---|
|  |  |  |  |
| (C.S. Khandagle)  | (M.R. Tarambale)  | (R.G. Kaduskar)  | (S.P. Redekar)  |
| Accountant  | Principal   | Director   | Director  |

PVG College of Engineering and Technology and  
G. K. Pate (Wani) Institute of Management, Pune

|   |   |   |
|---|---|---|
|  |  |  |
| (K.M. Kulkarni)   | (S.N. Gunjal)   | (R.V. Borhade)  |
| Treasurer   | Secretary   | Chairman  |

PUNE VIDYARTHI GRIHA

## PUNE VIDYARTHI GRIHA'S COLLEGE OF ENGINEERING AND TECHNOLOGY AND G. K. PATE (WANI) INSTITUTE OF MANAGEMENT

Trust No. F-35

Address:- S. NO. 44, Vidyanagari, Parvati, Pune - 411 009.

Income And Expenditure Account For The Year Ended 31.03.2025

| 2023-24        | EXPENDITURE  | SCH. NO. | ₹              | ₹              | 2023-24         | INCOME                       | SCH. NO. | ₹            | ₹               |
|----------------|--|----------|----------------|----------------|-----------------|------------------------------|----------|--------------|-----------------|
| 18,02,417.00   | To Expenditure in respect of Properties              |          |                |                | -               | By Rent                      |          |              | -               |
| -              | Rates, Taxes, Cess.                                  |          | 18,72,241.00   |                |                 |                              |          |              |                 |
| -              | Repairs and Maintenance                              |          | -              |                |                 | By Interest                  |          |              |                 |
| -              | Salaries   |          | -              |                | -               | on Securities                |          | -            |                 |
| 48,384.00      | Insurance  |          | 48,384.00      |                | -               | on Loans                     |          | -            |                 |
| -              | Depreciation ( By way of                             |          | -              |                | -               | on Bank Account              |          | -            |                 |
| -              | provision or adjustment)                             |          | -              |                | 28,85,470.00    | On Fixed Deposits            |          | 32,74,512.00 |                 |
| -              | Other Expenses                                       |          | -              |                | 2,52,809.70     | On Saving Bank A/c           |          | 6,68,993.14  | 39,43,505.14    |
| -              | To Establishment Expenses                            |          | -              |                | -               | By Dividend                  |          |              | -               |
| -              | To Remuneration to trustees                          |          | -              |                | -               | By Donations                 |          |              | -               |
| -              | To Remuneration                                      |          | -              |                | 24,75,64,161.47 | By Income from Other Sources | I        |              | 25,30,92,818.00 |
| -              | To Legal Expenses                                    |          | -              |                | -               | By Transfer from Reserve     |          |              | -               |
| 1,82,900.00    | To Audit Fees  |          | 1,41,600.00    |                | -               | By Grants & Scholarship      | H        |              | 13,62,625.50    |
| -              | To Contribution and Fees.                            |          | -              | 20,62,225.00   | 4,17,474.00     |                              |          |              |                 |
| -              | To amounts writeen off-                              |          |                |                |                 |                              |          |              |                 |
| -              | a) Bad Debts   |          | -              |                |                 |                              |          |              |                 |
| -              | b) Loan Scholarships                                 |          | -              |                |                 |                              |          |              |                 |
| -              | c) Irrcoverable rents.                               |          | -              |                |                 |                              |          |              |                 |
| -              | d) Other Items                                       |          | -              |                |                 |                              |          |              |                 |
| -              | To Miscellaneous Expenses                            |          | -              |                |                 |                              |          |              |                 |
| 1,20,89,943.39 | To Depreciation (COET) (Net ) (C less A1)            | C        | 1,35,75,324.96 |                |                 |                              |          |              |                 |
| 1,31,265.00    | To Depreciation (MBA)                                | C1       | 1,97,613.00    |                |                 |                              |          |              |                 |
| -              | To Amounts transferred to Reserve or specific funds. |          | -              | 1,37,72,937.96 |                 |                              |          |              |                 |
| 1,42,54,909.39 | Sub-Total c/d  |          |                | 1,58,35,162.96 | 25,11,19,915.17 | Sub-Total c/d                |          |              | 25,83,98,948.64 |







## PUNE VIDYARTHI GRIHA'S COLLEGE OF ENGINEERING AND TECHNOLOGY AND G. K. PATE (WANI) INSTITUTE OF MANAGEMENT

Trust No. F-35



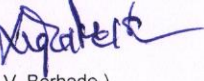
Address:- S. NO. 44, Vidyanagari, Parvati, Pune - 411 009.  
Income And Expenditure Account For The Year Ended 31.03.2025

| 2023-24         | EXPENDITURE  | SCH. NO. | ₹               | ₹               | 2023-24         | INCOME  | SCH. NO. | ₹ | ₹               |
|-----------------|--|----------|-----------------|-----------------|-----------------|---|----------|---|-----------------|
| 1,42,54,909.39  | Sub-Total b/d  |          |                 | 1,58,35,162.96  | 25,11,19,915.17 |   |          |   | 25,83,98,948.64 |
| -               | To Expenditure on objects of the trust.                  | G        |                 |                 |                 |   |          |   |                 |
| 26,43,93,732.92 | a) Religious   |          | -               |                 |                 |   |          |   |                 |
| -               | b) Educational   |          | 28,70,89,503.04 |                 |                 |   |          |   |                 |
| -               | c) Medical Relief  |          | -               |                 |                 |   |          |   |                 |
| -               | d) Relief of Poverty                                     |          | -               |                 |                 |   |          |   |                 |
| -               | e) Other Charitable objects.                             |          | -               | 28,70,89,503.04 |                 |   |          |   |                 |
|                 | To Surplus carried to Balance Sheet.                     |          |                 |                 | 25,11,19,915.17 | Sub Total of Income                                       |          |   | 25,83,98,948.64 |
| -               | TO PROFIT CARRIED OVER TO PUNE VIDYARTHI GRIHA'S ACCOUNT |          |                 | -               | 2,75,28,727.14  | BY DEFICIT CARRIED OVER TO PUNE VIDYARTHI GRIHA'S ACCOUNT |          |   | 4,45,25,717.36  |
| 27,86,48,642.31 | Total  |          |                 | 30,29,24,666.00 | 27,86,48,642.31 | Total   |          |   | 30,29,24,666.00 |

We hereby certify the above statement to be true &amp; correct to the best of our knowledge &amp; belief

 (C.S. Khandagle) Accountant  
 (M.R. Tarambale) I/c Principal  
 (R.G. Kaduskar) Director  
 (S.P. Redekar) Director

PVG College Of Engineering And Technology and  
G. K. Pate (Wani) Institute of Management, Pune

 (K. M. Kulkarni) Treasurer  
 (S. N. Gunjal) Secretary  
 (R. V. Borhade) Chairman

PUNE VIDYARTHI GRIHA

Examined & found correct subject to  
our report of even dateFor M/s Bhide & Shah  
Chartered Accountants
  
(Samir V. Bhide)  
Partner

M No:46274

Firm Registration No 119383 W




30 AUG 2025

**PUNE VIDYARTHI GRIHA'S**  
**COLLEGE OF ENGINEERING AND TECHNOLOGY AND G. K. PATE (WANI) INSTITUTE OF MANAGEMENT**  
**ADDRESS : S. NO. 44, VIDYANAGARI, PARVATI,PUNE - 411 009.**

**SCHEDULE G**  
**EXPENDITURE ON OBJECTS OF THE TRUST**  
**For the year ended 31-03-2025**

| 2023-24                | PARTICULARS                                   | ₹                     | ₹                      |
|------------------------|---|-----------------------|------------------------|
|                        | <b>Salaries :</b>                             |                       |                        |
| 12,84,61,971.00        | Teaching Staff payment                        | 13,86,74,367.00       |                        |
| 5,06,86,064.00         | Non Teaching Staff                            | 5,47,44,283.00        |                        |
| 46,20,943.00           | Group gratuity cum LIC Scheme                 | 12,20,549.00          |                        |
| -                      | Uniform Expenses                              | 36,708.00             |                        |
| 3,90,900.00            | Leave Encashments Salaries                    | 19,36,726.00          |                        |
| -                      | Contractual Staff Palyment                    | 11,32,293.00          |                        |
| -                      | Gratuity Paid                                 | 3,14,490.00           | <b>19,80,59,416.00</b> |
| <b>18,41,59,878.00</b> |   |                       |                        |
| 42,19,360.00           | Provident Fund Employers Share                | 44,75,207.00          |                        |
| 8,69,817.00            | Provident Fund Administration Charges         | 9,09,542.00           |                        |
| 7,54,278.00            | Provident Fund Damages & Interest             | -                     |                        |
| <b>58,43,455.00</b>    |   |                       | <b>53,84,749.00</b>    |
| 6,87,758.00            | Visiting Staff Payment                        | 9,10,482.00           |                        |
| 3,48,475.00            | Guest Lecture Expense                         | 4,03,199.00           | <b>13,13,681.00</b>    |
|                        | <b>Repairs and maintenance :</b>              |                       |                        |
| 14,11,968.00           | Repairs and maintenance of Building           | 12,23,869.00          |                        |
| 2,11,157.00            | Repairs and maintenance of Computer           | 7,67,524.00           |                        |
| 7,60,054.00            | Repairs Of Equipment & Machinery              | 6,36,748.00           |                        |
| 3,01,136.00            | Repairs and maintenance of Laborateries       | 1,22,015.00           |                        |
| 5,05,653.00            | Repairs & Maintaince of Furniture             | 6,38,592.00           |                        |
| 46,35,300.00           | Civil & Estate Maintenance                    | 65,80,427.00          |                        |
| 2,32,519.00            | Annual Maintenance Contracts                  | 6,23,926.00           |                        |
| 2,61,960.00            | Painting Work Expenses                        | 27,81,891.00          |                        |
| 1,34,160.00            | Garden Expenses                               | 3,74,880.00           | <b>1,37,49,872.00</b>  |
| <b>84,53,907.00</b>    |   |                       |                        |
| 1,73,063.00            | Seminar & Exhibition Expenses                 | -                     | 3,03,065.00            |
| 3,28,64,532.00         | Rent to Pune Vidyarthi Griha                  |                       | 3,28,64,532.00         |
|                        | <b>Electricity &amp; Power :</b>              |                       |                        |
| 50,86,211.00           | Electricity Charges                           | 52,44,540.00          |                        |
| 11,05,152.00           | Electrical Expenses ( Repairs & Maintenance ) | 5,35,716.00           | <b>57,80,256.00</b>    |
| <b>61,91,363.00</b>    |   |                       |                        |
|                        | <b>Administrative Expenses:</b>               |                       |                        |
| 5,29,225.00            | Travelling Expenses                           | 3,43,545.00           |                        |
| 17,54,698.00           | Security Expenses                             | 20,63,146.00          |                        |
| -                      | Local Conveyance                              | -                     |                        |
| 3,07,620.00            | Advertismnt                                   | 1,84,963.00           |                        |
| 18,86,151.00           | Printing & Stationery                         | 14,07,757.00          |                        |
| 2,323.00               | Postage                                       | 2,368.00              |                        |
| 18,075.00              | Communication Expenses- Telephone Exp         | 4,324.00              |                        |
| 1,09,616.00            | Diesel  | 83,560.00             |                        |
| 19,69,715.00           | Periodicals & Subscription                    | 15,87,272.00          |                        |
| 16,64,241.00           | Consumables                                   | 6,10,288.00           |                        |
| 14,56,487.00           | Housekeeping , Cleaning & Sanitation Expenses | 26,56,555.00          |                        |
| 25,896.00              | Committee Expenses                            | 9,199.00              |                        |
| 7,97,686.00            | Software And Licence Fees                     | 17,45,568.00          |                        |
| 9,73,511.80            | NAAC Fees Expenses                            | 6,58,484.00           |                        |
| 9,62,116.00            | NEP 2020 Expenses                             | -                     |                        |
| 9,19,623.00            | Internet Expenses                             | 9,16,624.00           |                        |
| 12,87,722.00           | Project Expenses                              | 8,37,922.00           |                        |
| 3,03,621.00            | UHV Conference                                | 50,000.00             |                        |
| <b>25,36,90,757.80</b> | <b>Total C/d</b>                              | <b>1,31,61,575.00</b> | <b>25,74,55,571.00</b> |



**PUNE VIDYARTHI GRIHA' S**  
**COLLEGE OF ENGINEERING AND TECHNOLOGY AND G. K. PATE (WANI) INSTITUTE OF MANAGEMENT**  
**ADDRESS : S. NO. 44, VIDYANAGARI, PARVATI, PUNE - 411 009.**

**SCHEDULE G**  
**EXPENDITURE ON OBJECTS OF THE TRUST**  
**For the year ended 31.03.2025**

..2..

| 2023-24                | PARTICULARS  | ₹                     | ₹                      |
|------------------------|--|-----------------------|------------------------|
| <b>25,36,90,757.80</b> | <b>Total B/d</b>   | <b>1,31,61,575.00</b> | <b>25,74,55,571.00</b> |
| 1,77,200.00            | Admission Regulatory Authority Processing Fees                   | 2,92,800.00           |                        |
| 2,80,000.00            | Affiliation Fees paid to AICTE                                   | 15,07,000.00          |                        |
| 5,60,000.00            | Affiliation Fees to pune univercity                              | 4,84,562.00           |                        |
| 1,65,068.00            | Fees Regulating Authority F.R.A. ( Mumbai )                      | 1,83,731.80           |                        |
| 7,98,254.00            | Cultural Activity  | 8,61,494.00           |                        |
| 5,18,072.00            | Gymkhana expenses  | 2,47,336.00           |                        |
| 40,648.00              | Office Expenses  | 58,549.00             |                        |
| 14,644.00              | Exp Inc. Under Woman Empowerment Prog                            | 14,000.00             |                        |
| -                      | Labour Charges   | -                     |                        |
| 98,753.00              | Events For Students  | -                     |                        |
| 52,410.00              | Industrial Visit   | 93,991.00             |                        |
| 32,79,116.00           | Student Related Expenses   | 37,21,269.00          |                        |
| 22,30,940.00           | Annual Gathering Expenses  | 20,68,764.00          |                        |
| 40,140.00              | Audit Course   | 92,000.00             |                        |
| 14,000.00              | Energy Green Enviornmental Audit Fees                            | 7,670.00              |                        |
| 8,80,091.00            | Professional Fees  | 7,61,800.00           |                        |
| -                      | Consultancy Charges  | 13,000.00             |                        |
| 4,41,017.00            | Refreshment  | 6,10,662.00           |                        |
| 17,721.00              | Newspapers   | 20,264.00             |                        |
| 21,970.21              | Bank Commision Charges   | 56,220.12             |                        |
| 1,51,842.00            | Function & Festival  | 1,45,011.00           |                        |
| 2,25,384.00            | Xerox charges  | 28,109.00             |                        |
| 38,950.00              | Water Charges  | 46,480.00             |                        |
| 9,520.00               | Pooja Expenses   | 9,955.00              |                        |
| 39,308.00              | Medical Aid Expenses   | 68,824.00             |                        |
| 2,34,193.00            | Training and Placement Expenses                                  | 1,44,294.00           |                        |
| 250.00                 | Transport charges  | 32,050.00             |                        |
| 34,000.00              | Legal Expenses   | 8,600.00              |                        |
| 2,09,000.00            | Legal Fees   | 4,77,000.00           |                        |
| 1,18,483.91            | GST Expenses   | 72,484.00             |                        |
| 12,000.00              | Video Shooting & Photography                                     | 47,000.00             |                        |
| 9,059.00               | Interest on TDS  | 3,609.00              |                        |
| 3,100.00               | Fire Safety Expenses   | 1,11,797.00           |                        |
| 16,308.00              | NSS Expenses   | 12,512.00             |                        |
| 3,98,298.40            | Amount Written off<br>(Refer to Note No. 4 on Notes on Account ) | 45,575.00             |                        |
| 1,03,347.00            | Earn & Learn Expenses Account                                    | 2,12,882.50           |                        |
| 2,74,667.00            | Honorarium   | 3,69,850.00           |                        |
| 25,425.00              | Development Advisory Board Expences                              | 61,019.00             |                        |
| 53,017.00              | Expenses Against CSR Funds                                       | -                     |                        |
| 10,000.00              | SPPU fees for Change in the Name of the Institute                | 60,000.00             |                        |
| 10,160.00              | Students Medical Check - Up Expenses                             | 11,120.00             |                        |
| 1,12,458.00            | Corrugation Workshop Expenses For 2023                           | -                     |                        |
| 10,000.00              | Expenses Out of Smart Board 2023-24                              | -                     |                        |
| 2,000.00               | Exp. Incured Under Students Parent Meet                          | -                     |                        |
| 15,500.00              | Prizes to Students   | 76,000.00             |                        |
| 29,000.00              | Faculty Development Programme                                    | 3,54,051.00           |                        |
| 83,386.00              | Workshop Expenses  | 2,39,233.00           |                        |
| -                      | Interest & Penaulty Paid to Govt on Statutory Dues               | 25,796.00             |                        |
| -                      | Processing Paid to D.T.E.  | 43,625.00             |                        |
| -                      | Research and Development Expenses                                | 2,15,813.00           |                        |
| <b>26,43,93,732.92</b> | <b>Total C/d</b>   | <b>2,71,79,377.42</b> | <b>25,74,55,571.00</b> |

Contd..3..



**PUNE VIDYARTHI GRIHA' S**  
**COLLEGE OF ENGINEERING AND TECHNOLOGY AND G. K. PATE (WANI) INSTITUTE OF MANAGEMENT**  
**ADDRESS : S. NO. 44, VIDYANAGARI, PARVATI,PUNE - 411 009.**

**SCHEDULE G**  
**EXPENDITURE ON OBJECTS OF THE TRUST**  
**For the year ended 31.03.2025**

..3..

| 26,43,93,732.92        | Total B/d                                    | 2,71,79,377.42 | 25,74,55,571.00        |
|------------------------|--|----------------|------------------------|
| -                      | University Share for Phd                     | 1,50,000.00    |                        |
| -                      | Medical Aid Expenses                         | 2,580.00       |                        |
| -                      | Staff Welfare Expenses                       | 10,779.00      |                        |
| -                      | Charges for Change of Branch Forms to D.T.E. | 1,20,000.00    |                        |
| -                      | NBA Fees                                     | 7,08,010.62    |                        |
| -                      | Soft Skill Development ( SWS)                | 8,000.00       |                        |
| -                      | Sponsorship Paid A/c.                        | 1,00,000.00    | 2,82,78,747.04         |
|                        | <b>Expenses Towards University Share:</b>    |                |                        |
| 67,425.00              | Registartion Fees Paid to SPPU               | 61,825.00      |                        |
| 66,014.00              | Ashwamedh Fees Paid to SPPU                  | 1,04,148.00    |                        |
| 10,156.00              | Corpos Fund Fees Paid to SPPU                | 10,132.00      |                        |
| 25,390.00              | Disaster Fund Paid to SPPU                   | 25,330.00      |                        |
| 2,53,900.00            | Gymkhana Fees Paid to SPPU                   | 2,53,300.00    |                        |
| -                      | Hostel Fees SPPU                             | 3,880.00       |                        |
| 63,475.00              | University Computer Charges Paid to SPPU     | 63,325.00      |                        |
| 1,26,950.00            | University Development Fees                  | 1,26,650.00    |                        |
| 4,29,582.00            | Student National Insurance Paid              | 5,06,615.00    |                        |
| 50,780.00              | Students Insurance Paid to SPPU              | 50,660.00      |                        |
| 99,520.00              | Students Welfare Insurance Paid TO SPPU      | 98,660.00      |                        |
| 25,390.00              | NSS Paid to SPPU                             | 50,660.00      | 13,55,185.00           |
| <b>26,43,93,732.92</b> | <b>Total ( ₹ )</b>                           |                | <b>28,70,89,503.04</b> |

**SCHEDULE H**  
**GRANTS AND SPONSORSHIPS**  
**For the year ended 31.03.2025**


| 2023-24            | PARTICULARS   | ₹           | ₹                   |
|--------------------|---|-------------|---------------------|
| 75,500.00          | <b>Grants</b><br>Earn & Learn Uop Grant                               | 2,04,860.50 |                     |
| -                  | Grant for Dassault Systems Foundation                                 | 1,00,000.00 |                     |
| -                  | Grant for Robotics & Automatin Lab                                    | 1,00,000.00 | 4,04,860.50         |
| 10,000.00          | <b>Sponsorship</b><br>Sponsorship from Parksonspakaging For Print Era | -           |                     |
| 1,96,974.00        | Sponsorship   | 9,57,765.00 |                     |
| 1,35,000.00        | TED-X Event Sponserhip  | -           | 9,57,765.00         |
| <b>4,17,474.00</b> | <b>Total ( ₹ )</b>  |             | <b>13,62,625.50</b> |



**PUNE VIDYARTHI GRIHA'S**  
**COLLEGE OF ENGINEERING AND TECHNOLOGY AND G. K. PATE (WANI) INSTITUTE OF**  
**MANAGEMENT**  
**ADDRESS : S. NO. 44, VIDYANAGARI, PARVATI,PUNE - 411 009**

**SCHEDULE I**  
**INCOME FROM OTHER SOURCES**  
**AS AT 31-03-2025**

| 2023-24                | PARTICULARS  | ₹                   | ₹                      |
|------------------------|--|---------------------|------------------------|
|                        | <b><u>Fees / Academic Receipts</u></b>                 |                     |                        |
| 21,01,83,667.00        | Tuition Fees   | 21,72,30,610.00     |                        |
| 2,85,68,536.00         | Development Fees (Note No. 3 to the Notes on accounts) | 3,05,36,286.00      | <b>24,77,66,896.00</b> |
| 1,20,950.00            | Gymkhana Fees  | 1,27,100.00         |                        |
| 96,760.00              | Students Welfare & Insurance Fees                      | 54,760.00           |                        |
| 48,380.00              | Students Insurance                                     | 50,840.00           |                        |
| 2,92,699.00            | University Computer Fees                               | 3,07,582.00         |                        |
| 1,20,950.00            | University Development Fees                            | 1,27,100.00         |                        |
| 24,19,000.00           | Student Activities Fees(SPPU)                          | 25,42,000.00        |                        |
| 48,380.00              | Ashwamedh Fees From Student                            | 50,840.00           |                        |
| 9,676.00               | Corpos Fund Fees                                       | 10,168.00           |                        |
| 24,190.00              | Disaster Fund  | 25,420.00           |                        |
| 1,20,950.00            | Sports Fees  | 1,27,100.00         |                        |
| 1,20,950.00            | Admission Fees   | 1,27,100.00         |                        |
| 45,651.00              | Other Charges  | 803.00              |                        |
| 24,190.00              | NSS fees   | 25,420.00           |                        |
| 1,81,425.00            | Registration fees                                      | 1,90,650.00         |                        |
| <b>41,02,318.00</b>    | <b><u>Sub Total</u></b>                                | <b>37,66,883.00</b> |                        |
| 9,10,000.00            | PHD Fees   | 1,75,000.00         |                        |
| 1,40,000.00            | Prior Period Income (PHD fees received 2022-23)        | -                   | <b>39,41,883.00</b>    |
| <b>51,52,318.00</b>    |  |                     |                        |
|                        | <b><u>Other Income</u></b>                             |                     |                        |
| 20,74,496.00           | Old fees received from Samaj Kalyan                    | -                   |                        |
| 5,44,912.00            | Provisional St. Fees Received                          | 4,13,571.00         |                        |
| 2,69,417.47            | Old fees received from students                        | -                   |                        |
| 40,029.00              | Registration Charges for Activity                      | 1,69,870.00         |                        |
| 2,000.00               | Prior Period Income (MBA Second Year 2021-2022)        | -                   |                        |
| 5,73,603.00            | Admission cancellation charges                         | 1,58,716.00         |                        |
| 1,200.00               | Service Charges  | -                   |                        |
| 23,685.00              | Sale of scrap & Raddi                                  | -                   |                        |
| 50,483.00              | Student Fine   | 65,597.00           |                        |
| -                      | Printing & Publication Receipts                        | 32,126.00           |                        |
| -                      | Students welfare Fund Fees Received                    | 23,640.00           |                        |
| 42,540.00              | Registartion Fees ( Events )                           | -                   |                        |
| 37,275.00              | Prior Period Income                                    | -                   |                        |
| -                      | Student Contribution for national Insurance            | 5,20,519.00         | <b>13,84,039.00</b>    |
| <b>36,59,640.47</b>    |  |                     |                        |
| <b>24,75,64,161.47</b> | <b>Total ( ₹ )</b>                                     |                     | <b>25,30,92,818.00</b> |




## PUNE VIDYARTHI GRIHA'S COLLEGE OF ENGINEERING AND TECHNOLOGY AND G. K. PATE (WANI) INSTITUTE OF MANAGEMENT

Trust No. F-35

Address:- S. NO. 44, Vidyanagari, Parvati, Pune - 411 009.

BALANCE SHEET AS AT 31.03.2025

| 2023-24         | FUNDS & LIABILITIES                   | SCH. NO. | ₹               | ₹               | 2023-24         | PROPERTY AND ASSETS  | SCH. NO. | ₹            | ₹              |
|-----------------|---------------------------------------|----------|-----------------|-----------------|-----------------|--|----------|--------------|----------------|
|                 | <b>Trust Funds or Corpus</b>          |          |                 |                 | -               | <b>Immovable Properties</b>                                |          |              | -              |
|                 | Balance as per last balance sheets    |          |                 |                 |                 |  |          |              |                |
| -               | Addition                              |          | -               |                 |                 |  |          |              |                |
| -               | Deletion                              |          | -               |                 |                 |  |          |              |                |
| -               | Closing                               |          | -               |                 | 4,93,47,558.42  | <b>Investments :-</b>                                      |          | 33,47,558.42 |                |
|                 |                                       |          |                 |                 |                 | Other Investments  |          |              |                |
|                 |                                       |          |                 |                 |                 | Fixed Deposit with bank held Jointly Along with DTE Mumbai |          |              |                |
|                 | <b>Other Earmarked Funds</b>          | A        |                 |                 | 7,13,334.16     | F.D.with BOI 1900 ( MBA )                                  |          | 7,13,334.16  |                |
| -               | Depreciation Funds                    |          | -               |                 | 12,49,367.42    | F.D.with BOI 5781 ( MBA )                                  |          | 12,49,367.42 |                |
| -               | Sinking Funds                         |          | -               |                 | 15,02,600.00    | F.D.with BOI 4974 ( MBA ) (As per last year)               |          | 15,02,600.00 | 68,12,860.00   |
| 33,21,470.47    | Reserve Funds                         |          | 56,84,925.66    |                 |                 |  |          |              |                |
| 25,58,18,024.00 | Any other Funds                       |          | 25,58,18,024.00 | 26,15,02,949.66 | 5,04,98,436.61  | <b>Furniture,Fixtures &amp; Dead Stock</b>                 | C        |              | 5,28,96,180.06 |
|                 |                                       |          |                 |                 |                 | <b>COET</b>  |          |              |                |
|                 |                                       |          |                 |                 |                 | ( As per Schedule )  |          |              |                |
|                 | <b>Loans (Secured or unsecured)</b>   |          |                 |                 | 11,59,543.00    | <b>MBA</b>   | C1       |              | 11,62,235.00   |
| -               | From Trustees                         |          | -               |                 |                 | ( As per Schedule )  |          |              |                |
| -               | From Others                           |          | -               |                 |                 |  |          |              |                |
|                 |                                       |          |                 |                 |                 | <b>Loans (Secured or Unsecured)</b>                        |          |              |                |
| 1,39,71,130.00  | For Expenses                          | B        | 1,76,76,048.00  |                 |                 | Good/ Doubtful   |          |              |                |
| -               | For advances                          |          | -               |                 |                 |  |          |              |                |
| -               | For Rent and other Deposits           |          | -               |                 |                 | <b>Other Loans</b>   |          |              |                |
| 3,01,65,395.72  | For Sundry Credit Balances            | B        | 3,27,31,467.30  | 5,04,07,515.30  | 3,09,200.00     | <b>Deposits</b>  | D        |              | 3,09,200.00    |
|                 |                                       |          |                 |                 |                 |  |          |              |                |
| 18,15,766.00    | <b>INTER UNIT CREDIT BALANCES :-</b>  | F        |                 | 23,29,720.00    |                 | <b>Advances</b>  | D        |              |                |
|                 |                                       |          |                 |                 |                 | To Trustees  |          | -            |                |
|                 | <b>Income and Expenditure Account</b> |          |                 |                 |                 | To Employees   |          | 1,80,347.00  |                |
|                 | Balance as per Balance -Sheet         |          |                 |                 | 2,16,532.00     | To Lawyers   |          | -            |                |
|                 |                                       |          |                 |                 | 43,58,002.34    | To Others  |          | 11,31,580.34 | 13,11,927.34   |
|                 |                                       |          |                 |                 |                 |  |          |              |                |
| 30,50,91,786.19 | Sub-Total c/d                         |          |                 | 31,42,40,184.96 | 10,93,54,573.95 | Sub-Total c/d  |          |              | 6,24,92,402.40 |



## PUNE VIDYARTHI GRIHA'S COLLEGE OF ENGINEERING AND TECHNOLOGY AND G. K. PATE (WANI) INSTITUTE OF MANAGEMENT





Trust No. F-35

Address:- S. NO. 44, Vidyanagari, Parvati, Pune - 411 009.




BALANCE SHEET AS AT 31.03.2025

| 2023-24         | FUNDS & LIABILITIES | SCH. NO. | ₹ | ₹               | 2023-24         | PROPERTY AND ASSETS                 | SCH. NO. | ₹              | ₹               |
|-----------------|---------------------|----------|---|-----------------|-----------------|-------------------------------------|----------|----------------|-----------------|
| 30,50,91,786.19 | Sub-Total b/d       |          |   | 31,42,40,184.96 | 10,93,54,573.95 | Sub-Total b/d                       |          |                | 6,24,92,402.40  |
|                 |                     |          |   |                 |                 | <u>Income Outstanding</u>           | D        |                |                 |
|                 |                     |          |   |                 | -               | Rent                                |          | -              |                 |
|                 |                     |          |   |                 | 9,57,121.00     | Interest                            |          | 12,65,140.00   |                 |
|                 |                     |          |   |                 | 9,37,22,236.35  | Other Income (Academic Fees)        |          | 8,53,94,603.95 | 8,66,59,743.95  |
|                 |                     |          |   |                 | 1,26,13,598.96  | <u>Cash and Bank Balances</u>       | E        |                | 3,21,40,786.29  |
|                 |                     |          |   |                 | 8,84,44,255.95  | <u>INTER UNIT DEBIT BALANCES :-</u> | F        |                | 13,29,47,252.31 |
| 30,50,91,786.21 | Total (₹)           |          |   | 31,42,40,184.96 | 30,50,91,786.21 | Total (₹)                           |          |                | 31,42,40,184.96 |

We hereby certify the above statement to be true & correct to the best of our knowledge & belief

 (C.S. Khandagle) Accountant  
 (M.R. Tarambale) I/c Principal  
 (R.G. Kaduskar) Director  
 (S.P. Redekar) Director

PVG College Of Engineering And Technology and  
G. K. Pate (Wani) Institute of Management, Pune

 (K. M. Kulkarni) Treasurer  
 (S. N. Gunjal) Secretary  
 (R. V. Borhade) Chairman  
 PUNE VIDYARTHI GRIHA

Examined & found correct subject to our report of even date.


For M/s Bhide & Shah  
Chartered Accountants



(Samir V. Bhide)  
Partner

M No:46274

Firm Registration No 119383 W



30 AUG 2025

PUNE VIDYARTHI GRIHA'S  
COLLEGE OF ENGINEERING AND TECHNOLOGY AND G. K. PATE (WANI) INSTITUTE OF MANAGEMENT  
ADDRESS : S. NO. 44, VIDYANAGARI, PARVATI,PUNE - 411 009

**SCHEDULE : A**  
**OTHER EARMARKED FUNDS**  
**For the year ended 31.03.2025**


| 2023-24                | PARTICULARS  | ₹               | ₹                      |
|------------------------|--|-----------------|------------------------|
| 25,58,18,024.00        | <b>Development Fund (Fees):</b><br>Opening Balance | 25,58,18,024.00 | <b>25,58,18,024.00</b> |
| -                      | Add - Additions during the year                    | -               |                        |
| <b>25,58,18,024.00</b> | <b>Assets Reserve Fund</b>                         |                 |                        |
| 24,41,716.58           | Opening Balance (net of depreciation)              | 33,21,470.47    |                        |
| -                      | Add - Additions during the year                    |                 |                        |
| 3,76,000.00            | Grant for Smart Board                              | -               |                        |
| -                      | Grant received for DASO System Foundation          | -               |                        |
| -                      | Grant for Purchase of Printing Machinery           | 28,00,000.00    |                        |
| 7,50,000.00            | E Mobility Project- Elect Dept                     | -               |                        |
| 2,17,883.00            | Non Recurring AICTE MODROB Grant                   | -               |                        |
| 37,85,599.58           | <u>Sub Total</u>                                   | 61,21,470.47    |                        |
| 4,64,129.11            | <b>Less: Depreciation (Refer Schedule A1)</b>      | 4,36,544.81     | <b>56,84,925.66</b>    |
| <b>33,21,470.47</b>    |  |                 |                        |
| <b>25,91,39,494.47</b> | <b>Total ( ₹ )</b>                                 |                 | <b>26,15,02,949.66</b> |



**PUNE VIDYARTHI GRIHA'S**  
**COLLEGE OF ENGINEERING AND TECHNOLOGY AND G. K. PATE (WANI) INSTITUTE OF MANAGEMENT**  
**ADDRESS : S. NO. 44, VIDYANAGARI, PARVATI,PUNE - 411 009**

**SCHEDULE B**  
**LIABILITIES**  
**For the year ended 31-03-2025**

| 2023-24               | PARTICULARS  | ₹                     | ₹                     |
|-----------------------|--|-----------------------|-----------------------|
|                       | <b>A) Sundry Credit Balances :-</b>  |                       |                       |
|                       | <b>1) Students' Deposit :-</b>   |                       |                       |
| 1,03,23,134.70        | Opening Balance  | 1,07,39,134.70        |                       |
| 6,92,000.00           | Add: Addition during the year  | 10,000.00             |                       |
| -                     | Add : Reversal of Amount Written Back in earlier year                      | -                     |                       |
| <b>1,10,15,134.70</b> | <b>Sub Total</b>   | <b>1,07,49,134.70</b> |                       |
| 2,76,000.00           | Less: Refund during the year   | 5,43,000.00           |                       |
| -                     | Less : Amount Written Back during the year                                 | -                     | <b>1,02,06,134.70</b> |
| <b>1,07,39,134.70</b> |  |                       |                       |
|                       | <b>2) Scholarships/Freeship Payable :-</b>                                 |                       |                       |
| 1,649.00              | Freeship (N.T.) (As per Last Year)   | 1,649.00              |                       |
| 44,900.00             | Freeship (S.C.) (As per Last Year)   | 44,900.00             |                       |
| 20.00                 | N.T. Scholarship / V.J. Scholarship (As per Last Year)                     | 20.00                 |                       |
| 18,140.60             | Scholarship (S.C.) (As per Last Year)                                      | 18,140.60             |                       |
| 4,12,258.00           | Secondary School Teacher Concession (As per Last Year)                     | 4,12,258.00           |                       |
| 1,40,863.00           | N.T. Freeship (As per Last Year)   | 1,40,863.00           |                       |
| 1,86,535.00           | N. T. Scholarship (As per Last Year)                                       | 1,86,535.00           |                       |
| 5,37,299.25           | O.B.C. Freeship (As per Last Year)   | 5,37,299.25           |                       |
| 1,42,029.00           | O.B.C. Scholarship (As per Last Year)                                      | 1,42,029.00           |                       |
| 75,870.00             | P.T.C. freeship (As per Last Year)   | 75,870.00             |                       |
| 92,463.00             | S.C.Freeship (As per Last Year)  | 92,463.00             |                       |
| 33,600.00             | Scholarship (N.T. / V.J.) (As per Last Year)                               | 33,600.00             |                       |
| 76,845.00             | S.C.Scholarship (As per Last Year)   | 76,845.00             |                       |
| 26,574.00             | S.T. Freeship (As per Last Year)   | 26,574.00             |                       |
| 1,07,126.00           | S.B.C. Freeship (As per Last Year)   | 1,07,126.00           |                       |
| 2,59,188.00           | S.B.C. Scholarship (As per Last Year)                                      | 2,59,188.00           |                       |
| <b>27,27,429.35</b>   | <b>Sub Total</b>   | <b>21,55,359.85</b>   |                       |
| 4,74,905.25           | Student Scholarship  | 5,70,064.50           |                       |
| 2,60,533.00           | S. C. Scholarship Refundable to Students (As per Last Year)                | 2,60,533.00           |                       |
| 17,581.00             | S. T. Scholarship Payable  | 31,081.00             |                       |
| 2,93,955.50           | SC Freeship Refundable to students   | 3,94,955.50           |                       |
| 10,41,948.75          | EBC Scholarship Payable  | 28,02,960.75          |                       |
| 21,85,893.00          | OBC Freeship Refundable to students  | 20,03,002.50          |                       |
| 21,08,032.50          | OBC Scholarship Refundable to students                                     | 27,05,179.00          |                       |
| 4,90,992.75           | N. T. Freeship Refundable to Students (As per Last year)                   | 4,90,992.75           |                       |
| 6,38,629.50           | N. T. Sch. Refundable to Students (As per Last year)                       | 6,38,629.50           |                       |
| 4,23,445.00           | SBC Freeship Refundable to Students (As per Last year)                     | 4,23,445.00           |                       |
| 1,69,723.50           | SBC Scholarship Refundable to Students                                     | 3,15,845.50           |                       |
| 1,14,210.00           | S. T. Freeship Payable   | 58,210.00             |                       |
| 3,79,979.00           | VJ/ N. T. Freeship Refundable to Students (As per Last year)               | 3,79,979.00           |                       |
| 2,63,687.00           | VJ NT Scholarship Payable  | 5,10,817.50           |                       |
| -                     | P.M.S.S.S.SCHOLERSHIP REFUNDABLE   | 22,101.00             |                       |
| -                     | University Exam Account  | 1,000.00              |                       |
| 2,98,949.00           | Scholarship Refundable to Samaj Kalyan (As per last year)                  | 2,98,949.00           |                       |
| <b>1,13,17,824.60</b> |  | <b>1,19,07,745.50</b> | <b>1,40,63,105.35</b> |
|                       | <b>3) Fees Payable:-</b>   |                       |                       |
| 1,35,000.00           | Fees Refundable to Students received from DTE (2014-15) (As per last year) | 1,35,000.00           |                       |
| 65,922.00             | Fees Refundable to Students received from DTE (2015-16) (As per last year) | 65,922.00             |                       |
| 11,80,270.00          | Fees Refundable to F.E. Students AY 16-17 (As per last year)               | 11,80,270.00          |                       |
| 3,45,210.00           | Fees Refundable to M.E. Students AY 16-17 (As per last year)               | 3,45,210.00           | <b>17,26,402.00</b>   |
| <b>17,26,402.00</b>   |  |                       |                       |
|                       | <b>4) Duties and Taxes :-</b>  |                       |                       |
| 41,600.00             | Professional Tax Payable   | 41,200.00             |                       |
| 14,30,875.00          | TDS Payable  | 17,39,662.00          | <b>17,80,862.00</b>   |
| <b>2,52,55,836.30</b> | <b>Sub-Total c/d</b>   |                       | <b>2,77,76,504.05</b> |



Contd.2..

**PUNE VIDYARTHI GRIHA'S**  
**COLLEGE OF ENGINEERING AND TECHNOLOGY AND G. K. PATE (WANI) INSTITUTE OF MANAGEMENT**  
**ADDRESS : S. NO. 44, VIDYANAGARI, PARVATI, PUNE - 411 009**

**SCHEDULE B**  
**LIABILITIES**  
**For the year ended 31-03-2025**

..2..

|                       |   |                |                       |
|-----------------------|---|----------------|-----------------------|
| <b>2,52,55,836.30</b> | <b>Sub-Total b/d</b>  |                | <b>2,77,76,504.05</b> |
|                       | <b>5) Other Liabilities :</b>                                     |                |                       |
| 94,531.00             | PVG Co-op. Credit Society ( MBA ) (As per last Year)              | 94,531.00      |                       |
| 14,49,653.00          | PVG COET Gratuity Trust (As per last Year)                        | 14,49,653.00   |                       |
| 9,10,057.00           | PVG Employees Credit Co-Operative Society                         | 9,39,999.00    |                       |
| 3,29,515.50           | Unutilised amount out of Donation 3DPLM (As per last Year)        | 3,29,515.50    |                       |
| 1,31,200.00           | Windmooler Holscher Grant (As per last year)                      | 1,31,200.00    |                       |
| 88,603.92             | COET SAE Activity fund  | 2,47,803.75    |                       |
| 345.00                | Rem. Payable to Clerk Recd.From Social Welfare (As per last year) | 345.00         |                       |
| 14,53,635.00          | PF Payable  | 14,15,838.00   |                       |
| 99,086.00             | Staff LIC Premium Payable   | 97,217.00      |                       |
| 12,500.00             | Staff Other Deductions  | -              |                       |
| 36,822.00             | Exam Advance Received from SSPU (MBA) (As per last year)          | 36,822.00      |                       |
| 1,63,336.00           | Exam Amount Payable to Staff (MBA) (As per last year)             | 1,63,336.00    |                       |
| 29,920.00             | SPPU Exam Fees A/c ( MBA ) (As per last year)                     | 29,920.00      |                       |
| 7,355.00              | NSS Advance   | 7,355.00       |                       |
| 1,03,000.00           | Advance Fees Received B.E.-2024-25                                | -              |                       |
| -                     | Outstanding fees (MBA 2020-21)                                    | 11,428.00      |                       |
| -                     | Creditor for Expenses   | 26,06,316.00   | <b>75,61,279.25</b>   |
| <b>49,09,559.42</b>   |   |                |                       |
|                       | <b>B) For Expenses:</b>   |                |                       |
| 1,16,03,294.00        | Salary Payable  | 1,28,56,898.00 |                       |
| 3,77,652.00           | PF Employer's Share   | 3,61,800.00    |                       |
| 1,29,600.00           | Audit Fees Payable  | 1,29,600.00    |                       |
| 1,39,150.00           | Professional Fees Payable   | -              |                       |
| 17,21,434.00          | Salary payable (MBA) (As per last year)                           | 17,21,434.00   | <b>1,50,69,732.00</b> |
| <b>1,39,71,130.00</b> |   |                |                       |
| <b>4,41,36,525.72</b> | <b>Total ( ₹ )</b>  |                | <b>5,04,07,515.30</b> |



**PUNE VIDYARTHI GRIHA'S**  
**COLLEGE OF ENGINEERING AND TECHNOLOGY AND G. K. PATE (WANI) INSTITUTE OF MANAGEMENT**  
**ADDRESS : S. NO. 44, VIDYANAGARI, PARVATI,PUNE - 411 009**

**SCHEDULE - A1**  
**OTHER ASSETS RECEIVED OUT OF GRANTS/DONATIONS**  
**For the year ended 31.03.2025**

| SR. No. | PARTICULARS   | GROSS BLOCK         |           |            | DEPRECIATION        |      |                     |                    | NET BLOCK OF WDV    |                     |                     |
|---------|---|---------------------|-----------|------------|---------------------|------|---------------------|--------------------|---------------------|---------------------|---------------------|
|         |   | AS AT<br>1.4.2024   | ADDITIONS | DEDUCTIONS | TOTAL<br>(2+3+4-5)  | RATE | UPTO<br>1.4.2024    | FOR THE<br>YEAR    | TOTAL<br>(8+9)      | AS AT<br>31.3.2025  | AS AT<br>31.3.2024  |
| 1       | 2   | 3                   | 4         | 5          | 6                   | 7    | 8                   | (6-8)*7=9          | 10                  | 11=(6-10)           | 12                  |
| 1       | Printing Laboratory received as Donation  | 5,67,875.00         | -         | -          | 5,67,875.00         | 15%  | 4,36,344.68         | 19,730             | 4,56,074.23         | 1,11,800.77         | 1,31,530.32         |
| 2       | Equipments out of Gravure Grant (15-16)   | 36,853.00           | -         | -          | 36,853.00           | 15%  | 28,315.94           | 1,281              | 29,596.50           | 7,256.50            | 8,537.06            |
| 3       | Equipment out of NSS Grant(15-16)   | 2,000.00            | -         | -          | 2,000.00            | 15%  | 1,536.95            | 69                 | 1,606.41            | 393.59              | 463.05              |
| 4       | Audio Visual System out of T10KT Workshop Grant   | 2,78,774.00         | -         | -          | 2,78,774.00         | 15%  | 2,14,205.51         | 9,685              | 2,23,890.78         | 54,883.22           | 64,568.49           |
| 5       | Equipment from DST WOSA Grant   | 97,079.95           | -         | -          | 97,079.95           | 15%  | 88,820.54           | 1,239              | 90,059.45           | 7,020.50            | 8,259.41            |
| 6       | Furniture in library under book grant   | 2,000.00            | -         | -          | 2,000.00            | 10%  | 1,224.26            | 78                 | 1,301.84            | 698.16              | 775.74              |
| 7       | 3DPLM LAB EQUIPMENT ( Out of Grant)   | 11,00,000.00        | -         | -          | 11,00,000.00        | 15%  | 8,00,259.60         | 44,961             | 8,45,220.66         | 2,54,779.34         | 2,99,740.40         |
| 8       | Equipments purchased from Donation Received from Walavade and Mahiskar for Smart Class Room | 10,25,000.00        | -         | -          | 10,25,000.00        | 15%  | 6,38,421.82         | 57,987             | 6,96,408.55         | 3,28,591.45         | 3,86,578.18         |
| 9       | Furniture purchased from Donation Received from Walavade and Mahiskar for Smart Class Room  | 75,000.00           | -         | -          | 75,000.00           | 10%  | 35,141.93           | 3,986              | 39,127.73           | 35,872.27           | 39,858.08           |
| 10      | 3DPLM Lab Equipment   | 1,05,148.00         | -         | -          | 1,05,148.00         | 10%  | 49,267.21           | 5,588              | 54,855.29           | 50,292.71           | 55,880.79           |
| 11      | ROOF TOP HYBIRD SOLAR SYSTEM 5KW  | 5,00,000.00         | -         | -          | 5,00,000.00         | 40%  | 4,61,120.00         | 15,552             | 4,76,672.00         | 23,328.00           | 38,880.00           |
| 12      | Smart Board (Out of Mech Grant)   | 5,75,420.00         | -         | -          | 5,75,420.00         | 40%  | 2,31,545.28         | 1,37,550           | 3,69,095.17         | 2,06,324.83         | 3,43,874.72         |
| 13      | AC Dynamometer Setup-Out of AICTE grant   | 7,40,799.00         | -         | -          | 7,40,799.00         | 15%  | 2,85,855.81         | 68,241             | 3,54,097.29         | 3,86,701.71         | 4,54,943.19         |
| 14      | Computer (Out of MODROB Grant)  | 34,500.00           | -         | -          | 34,500.00           | 40%  | 27,048.00           | 2,981              | 30,028.80           | 4,471.20            | 7,452.00            |
| 15      | Equipment (Out of MODROB Grant)   | 7,34,027.00         | -         | -          | 7,34,027.00         | 15%  | 2,83,242.67         | 67,618             | 3,50,860.32         | 3,83,166.68         | 4,50,784.33         |
|         | <b>Total</b>  | <b>58,74,475.96</b> | <b>-</b>  | <b>-</b>   | <b>58,74,475.96</b> |      | <b>35,82,350.21</b> | <b>4,36,544.81</b> | <b>40,18,895.02</b> | <b>18,55,580.93</b> | <b>22,92,125.74</b> |

Note:- The above Schedule is prepared mainly for calculating depreciation on assets purchase out of Grant / Donation separately, read with schedul A. The same assets are already considered and covered in Schedule C.



PUNE VIDYARTHI GRIHA'S  
COLLEGE OF ENGINEERING AND TECHNOLOGY AND G. K. PATE (WANI) INSTITUTE OF MANAGEMENT  
ADDRESS : S. NO. 44, VIDYANAGARI, PARVATI, PUNE - 411 009

**SCHEDULE - C**  
**FURNITURE, FIXTURE & OTHER ASSETS**  
For the year ended 31.03.2025

| SR. No. | PARTICULARS                                      | GROSS BLOCK           |  |                     |          | TOTAL<br>(2+3+4-5)    | RATE | DEPRECIATION          |                     |                       | NET BLOCK OF WDV      |                       |
|---------|--|-----------------------|--|---------------------|----------|-----------------------|------|-----------------------|---------------------|-----------------------|-----------------------|-----------------------|
|         |  | AS AT<br>1.4.2024     | ADDITIONS<br>Before 180 days<br>After 180 days | DEDUCTIONS          |          |                       |      | UPTO<br>1.4.2024      | FOR THE<br>YEAR     | TOTAL<br>(8+9)        | AS AT<br>31.3.2025    | AS AT<br>31.3.2024    |
| 1       | 2  | 3                     | 4  | 5                   | 6        | 7                     | 8    | (6-8)*7=9             | 10                  | 11=(6-10)             | 12                    |                       |
| 1       | Library Books                                    | 1,00,23,307.47        | 1,11,580.00                                    | 72,639.00           | -        | 1,02,07,526.47        | 40%  | 97,91,054.78          | 1,52,060.88         | 99,43,115.66          | 2,64,410.81           | 2,32,252.69           |
|         | <b>Sub Total</b>                                 | <b>1,00,23,307.47</b> | <b>1,11,580.00</b>                             | <b>72,639.00</b>    | <b>-</b> | <b>1,02,07,526.47</b> |      | <b>97,91,054.78</b>   | <b>1,52,060.88</b>  | <b>99,43,115.66</b>   | <b>2,64,410.81</b>    | <b>2,32,252.69</b>    |
| 2       | Electrical Laboratory Computers                  | 55,46,876.00          | -  | -                   | -        | 55,46,876.00          | 40%  | 43,34,884.11          | 4,84,796.75         | 48,19,680.87          | 7,27,195.13           | 12,11,991.89          |
| 3       | E & TC Laboratory Computers                      | 65,76,438.80          | -  | 4,57,192.00         | -        | 70,33,630.80          | 40%  | 51,08,993.92          | 6,78,416.35         | 57,87,410.27          | 12,46,220.53          | 14,67,444.88          |
| 4       | Mechanical Laboratory Computers                  | 1,16,22,760.00        | -  | -                   | -        | 1,16,22,760.00        | 40%  | 81,84,188.29          | 13,75,428.69        | 95,59,616.97          | 20,63,143.03          | 34,38,571.71          |
| 5       | Printing Laboratory Computers                    | 60,14,924.00          | -  | -                   | -        | 60,14,924.00          | 40%  | 47,62,402.67          | 5,01,008.53         | 52,63,411.20          | 7,51,512.80           | 12,52,521.33          |
| 6       | I.T.Laboratory Equipments                        | 1,09,92,686.50        | -  | -                   | -        | 1,09,92,686.50        | 40%  | 1,09,62,021.41        | 12,266.04           | 1,09,74,287.45        | 18,399.05             | 30,665.09             |
| 7       | I.T.Laboratory Computers                         | 1,93,21,894.00        | -  | 10,97,402.00        | -        | 2,04,19,296.00        | 40%  | 1,61,50,749.22        | 14,87,938.31        | 1,76,38,687.53        | 27,80,608.47          | 31,71,144.78          |
| 8       | Liabrary (Equipment) (Bar Code Printer, Scanner) | 14,14,765.40          | -  | -                   | -        | 14,14,765.40          | 40%  | 14,07,537.61          | 2,891.12            | 14,10,428.73          | 4,336.67              | 7,227.79              |
| 9       | Office computers                                 | 19,21,723.40          | 2,00,306.00                                    | 2,09,764.00         | -        | 23,31,793.40          | 40%  | 16,31,900.94          | 2,38,004.18         | 18,69,905.13          | 4,61,888.27           | 2,89,822.46           |
| 11      | Library Computers                                | 3,46,937.00           | -  | -                   | -        | 3,46,937.00           | 40%  | 40,145.01             | 2,86,719.48         | 60,217.52             | 60,217.52             | 1,00,362.53           |
| 12      | CCTV   | 45,85,086.00          | -  | 3,23,308.00         | -        | 49,08,394.00          | 40%  | 26,70,921.05          | 8,30,327.58         | 35,01,248.63          | 14,07,145.37          | 19,14,164.95          |
| 13      | Computer (Placement)                             | 19,18,594.00          | 85,845.00                                      | -                   | -        | 20,04,439.00          | 40%  | 10,05,872.97          | 3,99,426.41         | 14,05,299.38          | 5,99,139.62           | 9,12,721.03           |
| 14      | Civil Engineering Laboratory ( Computer )        | 71,372.00             | -  | -                   | -        | 71,372.00             | 40%  | 70,347.08             | 409.97              | 70,757.05             | 614.95                | 1,024.92              |
| 15      | Microwave Oven                                   | 12,500.00             | -  | -                   | -        | 12,500.00             | 40%  | 11,528.00             | 388.80              | 11,916.80             | 583.20                | 972.00                |
| 16      | Refrigerator                                     | 9,000.00              | -  | -                   | -        | 9,000.00              | 40%  | 8,300.16              | 279.94              | 8,580.10              | 419.90                | 699.84                |
| 17      | Roof Top Hybrid Solar System 5KW                 | 1,50,000.00           | -  | -                   | -        | 1,50,000.00           | 40%  | 1,38,336.00           | 4,665.60            | 1,43,001.60           | 6,998.40              | 11,664.00             |
| 18      | Smart TV   | 2,00,000.00           | -  | -                   | -        | 2,00,000.00           | 40%  | 1,20,089.60           | 31,964.16           | 1,52,053.76           | 47,946.24             | 79,910.40             |
| 19      | Roof Top Hybrid Solar System 5KW Grant           | 5,00,000.00           | -  | -                   | -        | 5,00,000.00           | 40%  | 4,61,120.00           | 15,552.00           | 4,76,672.00           | 23,328.00             | 38,880.00             |
| 20      | Canon Printer                                    | 85,727.00             | -  | -                   | -        | 85,727.00             | 40%  | 50,346.10             | 14,152.36           | 64,498.46             | 21,228.54             | 35,380.90             |
| 21      | Video Conference System End Point Camera Mount   | 28,025.00             | -  | -                   | -        | 28,025.00             | 40%  | 24,392.96             | 1,452.82            | 25,845.78             | 2,179.22              | 3,632.04              |
| 22      | Smart Board ( Out of Mech Grant)                 | 5,75,420.00           | -  | -                   | -        | 5,75,420.00           | 40%  | 2,31,545.28           | 1,37,549.89         | 3,69,095.17           | 2,06,324.83           | 3,43,874.72           |
| 23      | Computer (Out of MODROB Grant)                   | 34,500.00             | -  | -                   | -        | 34,500.00             | 40%  | 27,047.98             | 2,980.81            | 30,028.78             | 4,471.22              | 7,452.02              |
| 24      | AIDIS LABORATORY COMPUTERS                       | 47,082.00             | -  | 7,42,220.00         | -        | 7,89,302.00           | 40%  | 9,416.40              | 1,63,510.24         | 1,72,926.64           | 6,16,375.36           | 37,665.60             |
| 25      | BENQ 75" INTERACTIVE FLAT PANEL                  | 35,22,300.00          | 5,49,950.00                                    | 14,29,870.00        | -        | 55,02,120.00          | 40%  | 7,04,460.00           | 16,33,090.00        | 23,37,550.00          | 31,64,570.00          | 28,17,840.00          |
| 26      | BENQ 86" INTERACTIVE FLAT PANEL                  | 1,02,239.00           | -  | -                   | -        | 1,02,239.00           | 40%  | 20,447.80             | 32,716.48           | 53,164.28             | 49,074.72             | 81,791.20             |
| 27      | Computer Laboratory Computers                    | 9,88,250.00           | -  | 10,97,402.00        | -        | 20,85,652.00          | 40%  | 1,97,650.00           | 5,35,720.40         | 7,33,370.40           | 13,52,281.60          | 7,90,600.00           |
| 28      | PRINTER  | 82,954.00             | 63,012.00                                      | 1,29,918.00         | -        | 2,75,884.00           | 40%  | 16,590.80             | 77,733.68           | 94,324.48             | 1,81,559.52           | 66,363.20             |
| 29      | SAMSUNG 43, 50 & 75" LFD DISPLAY SCREEN          | 3,47,617.00           | -  | -                   | -        | 3,47,617.00           | 40%  | 69,523.40             | 1,11,237.44         | 1,80,760.84           | 1,66,856.16           | 2,78,093.60           |
|         | <b>Sub Total ( 2 - 29 )</b>                      | <b>7,72,73,639.10</b> | <b>8,99,113.00</b>                             | <b>54,87,076.00</b> | <b>-</b> | <b>8,36,59,828.10</b> |      | <b>5,88,81,156.22</b> | <b>88,14,053.55</b> | <b>6,76,95,209.77</b> | <b>1,59,64,618.34</b> | <b>1,83,92,482.88</b> |
| 30      | Equipment & Machinery ( Refer To Note )          | 1,35,07,770.17        | 11,84,026.00                                   | 15,99,602.00        | -        | 1,62,91,398.17        | 15%  | 97,68,589.80          | 8,58,451.11         | 1,06,27,040.91        | 56,64,357.26          | 37,39,180.37          |
| 31      | Electrical Laboratory Equipment                  | 1,47,12,762.89        | -  | -                   | -        | 1,47,12,762.89        | 15%  | 1,24,92,811.00        | 3,32,992.78         | 1,28,25,803.78        | 18,86,959.11          | 22,19,951.89          |
| 32      | Chemistry Laboratory                             | 84,296.55             | -  | -                   | -        | 84,296.55             | 15%  | 84,117.23             | 26.90               | 84,144.13             | 152.42                | 179.32                |
| 33      | Workshop Laboratory                              | 29,02,127.68          | -  | -                   | -        | 29,02,127.68          | 15%  | 28,79,534.63          | 3,388.96            | 28,82,923.59          | 19,204.09             | 22,593.05             |
| 34      | E&TC Laboratory Equipments                       | 2,00,72,448.43        | -  | -                   | -        | 2,00,72,448.43        | 15%  | 1,80,37,776.77        | 3,05,200.75         | 1,83,42,977.52        | 17,29,470.91          | 20,34,671.66          |
| 35      | Applied Physics Laboratory                       | 11,95,978.74          | -  | -                   | -        | 11,95,978.74          | 15%  | 10,80,732.05          | 17,287.00           | 10,98,019.05          | 97,959.69             | 1,15,246.69           |
| 36      | Civil Engineering Laboratory                     | 8,05,478.76           | -  | -                   | -        | 8,05,478.76           | 15%  | 6,94,853.35           | 16,593.81           | 7,11,447.17           | 94,031.59             | 1,10,625.41           |
|         | <b>Sub Total ( 30 - 36 )</b>                     | <b>5,32,80,863.22</b> | <b>11,84,026.00</b>                            | <b>15,99,602.00</b> | <b>-</b> | <b>5,60,64,491.22</b> |      | <b>4,50,38,414.82</b> | <b>15,33,941.31</b> | <b>4,65,72,356.13</b> | <b>94,92,135.09</b>   | <b>82,42,448.40</b>   |

Contd..2..



**SCHEDULE - C**  
**FURNITURE, FIXTURE & OTHER ASSETS**  
For the year ended 31.03.2025

...2...

| SR. No. | PARTICULARS                                     | GROSS BLOCK            |                     |                       |                        | TOTAL<br>(2+3+4-5) | RATE                   | DEPRECIATION          |                        |                       | NET BLOCK OF WDV      |                    |
|---------|---|------------------------|---------------------|-----------------------|------------------------|--------------------|------------------------|-----------------------|------------------------|-----------------------|-----------------------|--------------------|
|         |   | AS AT<br>1.4.2024      | ADDITIONS           | DEDUCTIONS            |                        |                    |                        | UPTO<br>1.4.2024      | FOR THE<br>YEAR        | TOTAL<br>(8+9)        | AS AT<br>31.3.2025    | AS AT<br>31.3.2024 |
| 1       | 2   | 3                      | 4                   | 5                     | 6                      | 7                  | 8                      | (6-8)*9               | 10                     | 11=(6-10)             | 12                    |                    |
| 37      | Mechanical Laboratory                           | 1,39,96,071.80         | -                   | -                     | 1,39,96,071.80         | 15%                | 1,19,78,618.62         | 3,02,617.98           | 1,22,81,236.59         | 17,14,835.21          | 20,17,453.18          |                    |
| 39      | Printing Laboratory                             | 59,79,642.00           | -                   | -                     | 59,79,642.00           | 15%                | 50,06,962.58           | 1,45,901.91           | 51,52,864.49           | 8,26,777.51           | 9,72,679.42           |                    |
| 40      | Printing Laboratory received as Donation        | 5,67,875.00            | -                   | -                     | 5,67,875.00            | 15%                | 4,36,346.00            | 19,729.35             | 4,56,075.35            | 1,11,799.65           | 1,31,529.00           |                    |
| 41      | Equipments out of Gravure Grant                 | 35,14,471.75           | -                   | -                     | 35,14,471.75           | 15%                | 29,03,359.65           | 91,666.82             | 29,95,026.46           | 5,19,445.29           | 6,11,112.10           |                    |
| 42      | Equipments out of Gravure Grant (15-16)         | 36,853.00              | -                   | -                     | 36,853.00              | 15%                | 28,317.28              | 1,280.36              | 29,597.63              | 7,255.37              | 8,535.72              |                    |
| 43      | Lift  | 14,35,868.00           | -                   | -                     | 14,35,868.00           | 15%                | 13,64,332.26           | 10,730.36             | 13,75,062.62           | 60,805.38             | 71,535.74             |                    |
| 44      | Loudspeaker                                     | 23,793.75              | -                   | -                     | 23,793.75              | 15%                | 22,456.19              | 200.63                | 22,656.82              | 1,136.93              | 1,337.56              |                    |
| 45      | Coir Mat  | 44,188.00              | -                   | -                     | 44,188.00              | 15%                | 42,064.35              | 318.55                | 42,382.90              | 1,805.10              | 2,123.65              |                    |
| 46      | Water Purification System                       | 6,12,147.00            | -                   | -                     | 6,12,147.00            | 15%                | 4,57,157.51            | 23,248.42             | 4,80,405.94            | 1,31,741.06           | 1,54,989.49           |                    |
| 47      | CD Player                                       | 17,300.00              | -                   | -                     | 17,300.00              | 15%                | 14,236.13              | 459.58                | 14,695.71              | 2,604.29              | 3,063.87              |                    |
| 48      | Exhaust fans                                    | 96,911.00              | -                   | -                     | 96,911.00              | 15%                | 71,919.80              | 3,748.68              | 75,668.48              | 21,242.52             | 24,991.20             |                    |
| 49      | H.T.Substation                                  | 31,77,071.00           | -                   | -                     | 31,77,071.00           | 15%                | 29,38,504.93           | 35,784.91             | 29,74,289.84           | 2,02,781.16           | 2,38,566.07           |                    |
| 50      | Air Conditioner                                 | 37,24,411.00           | -                   | 11,60,000.00          | 48,84,411.00           | 15%                | 20,12,500.43           | 3,43,786.59           | 23,56,287.01           | 25,28,123.99          | 17,11,910.57          |                    |
| 51      | L.C.D. Projector (Placement)                    | 3,47,115.00            | -                   | -                     | 3,47,115.00            | 15%                | 3,11,870.37            | 5,286.70              | 3,17,157.06            | 29,957.94             | 35,244.63             |                    |
| 52      | L.C.D. Projector(Kattakkar Laboratory)          | 37,220.00              | -                   | -                     | 37,220.00              | 15%                | 25,287.55              | 1,789.87              | 27,077.42              | 10,142.58             | 11,932.45             |                    |
| 53      | L.C.D. Projector                                | 11,31,337.00           | -                   | -                     | 11,31,337.00           | 15%                | 5,01,797.30            | 94,430.95             | 5,96,228.26            | 5,35,108.74           | 6,29,539.70           |                    |
| 54      | Shutter   | 64,690.00              | -                   | -                     | 64,690.00              | 15%                | 54,692.66              | 1,499.60              | 56,192.26              | 8,497.74              | 9,997.34              |                    |
| 55      | Water cooler                                    | 2,90,037.00            | -                   | 1,02,306.00           | 3,92,343.00            | 15%                | 2,41,359.00            | 14,974.65             | 2,56,333.65            | 1,36,009.35           | 48,678.00             |                    |
| 56      | Sound Systems & Chiller Foundation              | 80,70,263.00           | -                   | -                     | 80,70,263.00           | 15%                | 74,24,786.92           | 96,821.41             | 75,21,608.33           | 5,48,654.67           | 6,45,476.08           |                    |
| 57      | Audio Visual Aids                               | 2,73,375.00            | -                   | -                     | 2,73,375.00            | 15%                | 2,45,278.78            | 4,214.43              | 2,49,493.21            | 23,881.79             | 28,096.22             |                    |
| 58      | Audio System                                    | 5,02,551.00            | -                   | -                     | 5,02,551.00            | 15%                | 3,15,663.55            | 28,033.12             | 3,43,696.67            | 1,58,854.33           | 1,86,887.45           |                    |
| 59      | Equipment ( Office)                             | 8,500.00               | -                   | -                     | 8,500.00               | 15%                | 7,077.69               | 213.35                | 7,291.04               | 1,208.96              | 1,422.31              |                    |
| 60      | Vacuum Cleaner                                  | 36,280.00              | -                   | -                     | 36,280.00              | 15%                | 25,904.36              | 1,556.35              | 27,460.70              | 8,819.30              | 10,375.64             |                    |
| 61      | Equipment out of NSS Grant                      | 7,605.00               | -                   | -                     | 7,605.00               | 15%                | 6,293.84               | 196.67                | 6,490.52               | 1,114.48              | 1,311.16              |                    |
| 62      | Equipment out of NSS Grant(15-16)               | 2,000.00               | -                   | -                     | 2,000.00               | 15%                | 1,536.95               | 69.46                 | 1,606.41               | 393.59                | 463.05                |                    |
| 63      | Equipment for Smart Class room                  | 10,25,000.00           | -                   | -                     | 10,25,000.00           | 15%                | 6,38,421.83            | 57,986.73             | 6,96,408.55            | 3,28,591.45           | 3,86,578.17           |                    |
| 64      | Audio Visual System out of T10KT Workshop Grant | 2,78,774.00            | -                   | -                     | 2,78,774.00            | 15%                | 2,14,205.51            | 9,685.27              | 2,23,890.79            | 54,883.21             | 64,568.49             |                    |
| 65      | Equipment from DST WOSA Grant                   | 97,079.95              | -                   | -                     | 97,079.95              | 15%                | 74,594.99              | 3,372.74              | 77,967.74              | 19,112.21             | 22,484.96             |                    |
| 66      | Sport Equipment                                 | 5,91,929.00            | -                   | -                     | 5,91,929.00            | 15%                | 70,797.84              | 78,169.67             | 1,48,967.51            | 4,42,961.49           | 5,21,131.16           |                    |
| 67      | DST Equipment                                   | 3,513.00               | -                   | -                     | 3,513.00               | 15%                | 2,556.20               | 143.52                | 2,699.72               | 813.28                | 956.80                |                    |
| 68      | 3DPLM LAB EQUIPMENT ( Out of Grant)             | 11,00,000.00           | -                   | -                     | 11,00,000.00           | 15%                | 8,00,260.94            | 44,960.86             | 8,45,221.80            | 2,54,778.20           | 2,99,739.06           |                    |
| 69      | 3DPLM LAB EQUIPMENT                             | 4,98,359.00            | -                   | -                     | 4,98,359.00            | 15%                | 3,11,105.53            | 28,088.02             | 3,39,193.55            | 1,59,165.45           | 1,87,253.47           |                    |
| 70      | Biometric based Time attendance System          | 2,27,817.00            | -                   | -                     | 2,27,817.00            | 15%                | 1,50,861.61            | 11,543.31             | 1,62,404.92            | 65,412.08             | 76,955.39             |                    |
| 71      | Electrical & Electronic Gazettes                | 34,814.00              | -                   | -                     | 34,814.00              | 15%                | 19,366.92              | 2,317.06              | 21,683.98              | 13,130.02             | 15,447.08             |                    |
| 72      | Xerox Machine                                   | 5,84,985.00            | -                   | -                     | 5,84,985.00            | 15%                | 2,59,716.36            | 48,790.30             | 3,08,506.65            | 2,76,478.35           | 3,25,268.64           |                    |
| 73      | Robotics Laboratory                             | 11,38,110.00           | -                   | -                     | 11,38,110.00           | 15%                | 3,96,065.38            | 1,11,306.69           | 5,07,372.07            | 6,30,737.93           | 7,42,044.62           |                    |
| 74      | AC Dynamometer Setup-Out of AICTE grant         | 7,40,799.00            | -                   | -                     | 7,40,799.00            | 15%                | 2,85,855.81            | 68,241.48             | 3,54,097.29            | 3,86,701.71           | 4,54,943.19           |                    |
| 75      | Equipment (Out of MODROB Grant)                 | 7,34,027.00            | -                   | -                     | 7,34,027.00            | 15%                | 2,83,242.67            | 67,617.65             | 3,50,860.32            | 3,83,166.68           | 4,50,784.33           |                    |
| 76      | Apple I pad tablet                              | 5,64,494.00            | -                   | -                     | 5,64,494.00            | 15%                | 59,053.37              | 75,816.09             | 1,34,869.47            | 4,29,624.53           | 5,05,440.63           |                    |
| 77      | AIR THREE DRONE SYSTEMS                         | 1,88,918.00            | -                   | -                     | 1,88,918.00            | 15%                | 1,46,885.26            | 26,212.37             | 40,381.22              | 1,48,536.78           | 1,74,749.15           |                    |
| 78      | TWO WHEELER SOLAR CHARGING STATION              | 3,00,734.00            | -                   | -                     | 3,00,734.00            | 15%                | 22,555.05              | 41,726.84             | 64,281.89              | 2,36,452.11           | 2,78,178.95           |                    |
| 79      | UPS & BATTERY SYSTEMS                           | 1,38,377.00            | -                   | 2,72,720.00           | 4,11,097.00            | 15%                | 10,378.28              | 39,653.81             | 50,032.08              | 3,61,064.92           | 1,27,998.73           |                    |
| 80      | Wi-Fi System College Campus                     | 5,10,420.00            | -                   | 1,82,900.00           | 6,93,320.00            | 15%                | 38,281.50              | 84,538.28             | 1,22,819.78            | 5,70,500.23           | 4,72,138.50           |                    |
|         | <b>Sub Total ( 37 - 80 )</b>                    | <b>5,27,60,292.25</b>  | <b>-</b>            | <b>17,17,926.00</b>   | <b>5,44,78,218.25</b>  |                    | <b>4,00,94,379.31</b>  | <b>20,28,731.39</b>   | <b>4,21,23,110.70</b>  | <b>1,23,55,107.55</b> | <b>1,26,65,912.94</b> |                    |
| 81      | Furniture & Fixtures                            | 2,72,93,982.94         | 5,44,536.00         | 35,62,011.00          | 3,14,00,529.94         | 10%                | 1,86,45,599.47         | 10,97,392.50          | 1,97,42,991.97         | 1,16,57,537.97        | 86,48,383.47          |                    |
| 82      | Furniture & Fixtures for Smart Class Room       | 12,30,365.00           | -                   | -                     | 12,30,365.00           | 10%                | 2,39,751.37            | 99,061.36             | 3,38,812.73            | 8,91,552.27           | 9,90,613.63           |                    |
| 83      | Furniture in Liabrary                           | 67,92,524.00           | -                   | -                     | 67,92,524.00           | 10%                | 54,70,692.45           | 1,32,183.15           | 56,02,875.61           | 11,89,648.39          | 13,21,831.55          |                    |
| 84      | Godrej Safe                                     | 22,406.00              | -                   | -                     | 22,406.00              | 10%                | 18,669.14              | 373.69                | 19,042.83              | 3,363.17              | 3,736.86              |                    |
| 85      | Furniture in library under book grant           | 2,000.00               | -                   | -                     | 2,000.00               | 10%                | 1,225.80               | 77.42                 | 1,303.22               | 696.78                | 774.20                |                    |
| 86      | 3D PRINTER FOR 3D MECHANICAL LAB                | -                      | -                   | 4,80,667.00           | 4,80,667.00            | 15%                | -                      | 36,050.03             | 36,050.03              | 4,44,616.98           | -                     |                    |
| 87      | AIR CONDITIONER IN SMART CLASS ROOM             | -                      | -                   | 3,40,000.00           | 3,40,000.00            | 15%                | -                      | 25,500.00             | 25,500.00              | 3,14,500.00           | -                     |                    |
| 88      | RAIN WATER HARVESTING                           | -                      | -                   | 1,77,000.00           | 1,77,000.00            | 10%                | -                      | 17,700.00             | 17,700.00              | 1,59,300.00           | -                     |                    |
| 89      | Tally ERP Software                              | -                      | 1,66,026.00         | 15,930.00             | 1,81,956.00            | 40%                | -                      | 69,596.40             | 69,596.40              | 1,12,359.60           | -                     |                    |
| 90      | WALL FAN -LIABRIARY                             | -                      | 51,481.00           | -                     | 51,481.00              | 10%                | -                      | 5,148.10              | 5,148.10               | 46,332.87             | -                     |                    |
|         | <b>Sub Total ( 81-85 )</b>                      | <b>3,53,41,277.94</b>  | <b>9,39,043.00</b>  | <b>43,98,608.00</b>   | <b>4,06,78,928.94</b>  |                    | <b>2,43,75,938.23</b>  | <b>14,83,082.65</b>   | <b>2,58,59,020.88</b>  | <b>1,48,19,908.03</b> | <b>1,09,65,339.71</b> |                    |
|         | <b>Total ( ₹ )</b>                              | <b>22,86,79,379.98</b> | <b>31,33,762.00</b> | <b>1,32,75,851.00</b> | <b>24,50,88,992.98</b> |                    | <b>17,81,80,943.37</b> | <b>1,40,11,869.77</b> | <b>19,21,92,813.14</b> | <b>5,28,96,179.81</b> | <b>5,04,98,436.61</b> |                    |

5787 10/05

**PUNE VIDYARTHI GRIHA'S**  
**COLLEGE OF ENGINEERING AND TECHNOLOGY AND G. K. PATE (WANI) INSTITUTE OF MANAGEMENT**  
**ADDRESS : S. NO. 44, VIDYANAGARI, PARVATI,PUNE - 411 009**

**SCHEDULE - C 1**  
**FURNITURE, FIXTURE & OTHER ASSETS OF MBA**  
**For the year ended 31.03.2025**


| Sr. No. | Particulars       | Opening Balance as on 01-04-2024 | Additions during the year | Deletions during the year | Total               | Rate | Depreciation for the year | Closing Balance as on 31-03-2025 |
|---------|-------------------|----------------------------------|---------------------------|---------------------------|---------------------|------|---------------------------|----------------------------------|
|         |                   | ₹                                | ₹                         | ₹                         | ₹                   |      | ₹                         | ₹                                |
| 1       | Books             | 266.00                           | -                         | -                         | 266.00              | 40%  | 106.00                    | 160.00                           |
| 2       | Dead Stock        | 11,41,557.00                     | -                         | -                         | 11,41,557.00        | 10%  | 1,14,156.00               | 10,27,401.00                     |
| 3       | Computers         | 1,115.00                         | 2,00,305.00               | -                         | 2,01,420.00         | 40%  | 80,568.00                 | 1,20,852.00                      |
|         | CCTV System       | 1,008.00                         | -                         | -                         | 1,008.00            | 40%  | 403.00                    | 605.00                           |
| 5       | Tally ERP 9       | 161.00                           | -                         | -                         | 161.00              | 40%  | 64.00                     | 97.00                            |
| 6       | Biometric Machine | 7,432.00                         | -                         | -                         | 7,432.00            | 15%  | 1,115.00                  | 6,317.00                         |
| 7       | UPS               | 8,004.00                         | -                         | -                         | 8,004.00            | 15%  | 1,201.00                  | 6,803.00                         |
|         | <b>Total</b>      | <b>11,59,543.00</b>              | <b>2,00,305.00</b>        | <b>-</b>                  | <b>13,59,848.00</b> |      | <b>1,97,613.00</b>        | <b>11,62,235.00</b>              |



PUNE VIDYARTHI GRIHA'S  
COLLEGE OF ENGINEERING AND TECHNOLOGY AND G. K. PATE (WANI) INSTITUTE OF MANAGEMENT  
ADDRESS : S. NO. 44, VIDYANAGARI, PARVATI,PUNE - 411 009.

**SCHEDULE D**  
**DEPOSITS/ADVANCES/RECEIVABLES**  
**For the year ended 31.03.2025**

| 2023-24               | PARTICULARS  | ₹              | ₹                     |
|-----------------------|--|----------------|-----------------------|
|                       | <b>1) Deposits</b>   |                |                       |
| 20,000.00             | Cylinder Deposits (As per Last Year)   |                | 20,000.00             |
| 2,28,700.00           | MSEDCL Deposit   | 2,28,700.00    |                       |
| 35,000.00             | MSEDCL Deposit ( MBA ) (As per Last Year)  | 35,000.00      | 2,63,700.00           |
| 24,500.00             | Telephone Deposit (As per Last Year)   | 24,500.00      |                       |
| 1,000.00              | Telephone Deposit ( MBA ) (As per Last Year)                                     | 1,000.00       | 25,500.00             |
| <b>3,09,200.00</b>    | <b>Total Deposits (₹)</b>  |                | <b>3,09,200.00</b>    |
|                       | <b>2) Advances</b>   |                |                       |
| 36,185.00             | Advance to staff   | -              |                       |
| 1,50,000.00           | Diwali Advance   | 1,50,000.00    | 1,50,000.00           |
| 30,347.00             | Advance to Staff ( MBA ) (As per Last Year)                                      |                | 30,347.00             |
| <b>2,16,532.00</b>    | <b>Total Advances to Employees (₹)</b>   |                | <b>1,80,347.00</b>    |
|                       | <b>3) Other Advances</b>   |                |                       |
| 6,30,446.00           | Advance Against Purchases  |                | 11,05,775.00          |
| 25,805.34             | BCS Computers ( MBA ) (As per Last Year)   | 25,805.34      |                       |
| 1,560.00              | Excess Scholarship Receivable From Students ( MBA ) (As per Last Year)           | -              | 25,805.34             |
|                       | <b>4) Road repair work /Civil and Eastate Maintainance:-</b>                     |                |                       |
| 10,21,828.00          | Opening Balance  | 37,00,191.00   |                       |
| 37,00,191.00          | Add:- Expenses during the year (Note No.2 to the Notes on accounts)              |                |                       |
| 10,21,828.00          | Less:- Utilised expenses during the year<br>(Note No.2 to the Notes on accounts) | 37,00,191.00   | -                     |
| 37,00,191.00          |  |                |                       |
| <b>43,58,002.34</b>   | <b>Total Other Advances (₹)</b>  |                | <b>11,31,580.34</b>   |
|                       | <b>5) Other Income Outstanding</b>   |                |                       |
|                       | <b>A) Engineering Course</b>   |                |                       |
| 8,84,95,427.35        | Fees Receivable Engineering Course   | 7,97,99,023.95 |                       |
| -                     | Fees Receivable : PHD Students   | 7,70,000.00    | <b>8,05,69,023.95</b> |
|                       | <b>B) MBA Course</b>   |                |                       |
|                       | <b>Fees Receivable MBA Course (2022-23) :-</b>                                   |                |                       |
| 3,29,157.00           | -Outstanding fees receivable from Students (As per last year)                    |                | -                     |
|                       | <b>Fees Receivable MBA Course (2020-21) :-</b>                                   |                |                       |
| 72,072.00             | -Outstanding Scholarship receivable from Government (As per last year)           |                | -                     |
| 10,43,022.00          | Fees MBA II YR 2018-20 ( MBA ) (As per last year)                                | 10,43,022.00   |                       |
| 8,58,420.00           | Fees MBA I YR 2019-20 ( MBA ) (As per last year)                                 | 8,58,420.00    |                       |
| 21,76,263.00          | Fees RECD.GOV. 2019-20 I YR ( MBA ) (As per last year)                           | 21,76,263.00   |                       |
| 957.00                | Fees Receivable Fr Students 2019-20 II YR ( MBA ) (As per last year)             | 957.00         |                       |
| 7,46,918.00           | Fees Receivables Fr Students Upto 31.3.2018 ( MBA )                              | 7,46,918.00    | <b>48,25,580.00</b>   |
| <b>9,37,22,236.35</b> | <b>Total Other Income Outstanding (A + B)</b>                                    |                | <b>8,53,94,603.95</b> |
|                       | <b>6) Interest</b>   |                |                       |
| 8,57,515.00           | Accrued Interest ( Net Of TDS)   | 10,33,597.00   |                       |
| 99,606.00             | Accrued Int on F.D. (MBA)  | 2,31,543.00    | <b>12,65,140.00</b>   |
| <b>9,46,79,357.35</b> | <b>Total Income Outstanding (₹)</b>  |                | <b>8,66,59,743.95</b> |



PUNE VIDYARTHI GRIHA'S  
COLLEGE OF ENGINEERING AND TECHNOLOGY AND G. K. PATE (WANI) INSTITUTE OF MANAGEMENT  
ADDRESS : S. NO. 44, VIDYANAGARI, PARVATI, PUNE - 411 009.

**SCHEDULE E**  
**CASH & BANK BALANCES**  
**For the year ended 31.03.2025**

| 2023-24               | PARTICULARS   | ₹              | ₹                     |
|-----------------------|---|----------------|-----------------------|
|                       | <b>A) College of Engineering and Technology</b>                 |                |                       |
| 3,929.00              | <b>Cash in Hand</b>   |                | 13,278.00             |
|                       | <b>Cash at Bank</b>   |                |                       |
| 6,34,645.77           | Bank of India Current A/c No. CD 050820100100008                | 38,02,286.87   |                       |
| 1,88,221.05           | Bank of Maharashtra Sahakar Nagar A/c No. 60290967840           | 1,88,897.50    |                       |
| 1,55,001.29           | Bank of India Saving Bank A/C No.050810100103884( Gravure Dept) | 1,59,405.29    |                       |
| 13,72,983.75          | Bank of India A/c No. 050810110000195(Scholarship)              | 13,72,983.75   |                       |
| 22,53,776.78          | Central Bank of India A/c No. 3084922890(Scholarship)           | 2,35,84,584.15 |                       |
| 2,30,978.11           | Bank Of India A/c No. 50810110003883( E Payment)                | 3,17,001.15    |                       |
| 5,630.00              | Bank Of India A/c No.050810210000025(Earn & Learn)              | 5,804.19       |                       |
| 88,603.92             | BOI SAE India PVG Collegiate Club A/C No. 050810010000021       | 2,47,803.75    | 2,96,78,766.65        |
|                       | <b>TJSB Sahakari Bank Ltd.:</b>                                 |                |                       |
| 26,00,099.27          | S.B. A/c No.018110100002880                                     | 9,01,655.12    |                       |
| 34,85,067.31          | S.B. A/c No.018110100002879                                     | 14,52,245.81   | 23,53,900.93          |
|                       | <b>B) G. K. Pate (Wani) Institute of Management</b>             |                |                       |
|                       | <b>Cash in Hand</b>   |                |                       |
|                       | <b>Cash at Bank</b>   |                |                       |
| 15,28,197.90          | Bank of India A/c No. 050810210000014                           | 28,197.90      |                       |
| 13,884.66             | Bank of India A/c No. 050821110000001 (As per Last Year)        | 13,884.66      |                       |
| 6,414.15              | Bank of Maharashtra A/c No. 60153136075                         | 6,592.15       |                       |
| 46,166.00             | TJSB Bank A/c No. 018110100002936 (As per Last Year)            | 46,166.00      | 94,840.71             |
| <b>1,26,13,598.96</b> | <b>TOTAL ( ₹ )</b>  |                | <b>3,21,40,786.29</b> |



PUNE VIDYARTHI GRIHA'S  
COLLEGE OF ENGINEERING AND TECHNOLOGY AND G. K. PATE (WANI) INSTITUTE OF MANAGEMENT  
ADDRESS : S. NO. 44, VIDYANAGARI, PARVATI,  
PUNE - 411 009.

**SCHEDULE F**  
**INTER UNIT BALANCES**  
**For the year ended 31.03.2025**

| 2023-24               | 2023-24             | PARTICULARS  | Debit Amount           | Credit Amount       |
|-----------------------|---------------------|--|------------------------|---------------------|
| Debit Amount          | Credit Amount       |  | ₹                      | ₹                   |
| -                     | 16,00,000.00        | PVG COET Allied Activities Centre (As per Last Year)                 |                        | 16,00,000.00        |
|                       |                     | <b><u>Pune Vidyarthi Griha's(HO) Account :-</u></b>                  |                        |                     |
| 4,82,70,975.32        |                     | Opening Balance  | Dr. 8,84,44,255.95     |                     |
| 1,04,03,162.09        |                     | Add:- Addition / transfer during the year.                           | Dr. 2,46,411.00        |                     |
| 1,36,250.00           |                     | Less:- Deletion / transfer during the year.                          | Cr. 2,69,132.00        |                     |
| <b>5,85,37,887.41</b> |                     | <b>Balance before surplus / Deficit during the year</b>              | <b>8,84,21,534.95</b>  |                     |
| 2,99,06,368.54        |                     | Add:- Surplus/ Deficit Transferred from Income & Expenditure Account | 4,45,25,717.36         |                     |
| <b>8,84,44,255.95</b> |                     | Closing Balance  | <b>13,29,47,252.31</b> |                     |
| -                     | 2,15,766.00         | PVG Prakashan, vastu bhandar & offset vibhag                         |                        | 7,29,720.00         |
| <b>8,84,44,255.95</b> | <b>18,15,766.00</b> | <b>Total ( ₹ )</b>   | <b>13,29,47,252.31</b> | <b>23,29,720.00</b> |

